



2025 Annual SPD Citizen Survey Results

This survey focused five (5) essential areas regarding the work performance and behaviors of Sidney Police Department members (sworn and civilian):

- **Community Involvement**
- **Safety**
- **Procedural Justice**
- **Performance**
- **Contact and Satisfaction**

Survey Dates: August 1 – August 31, 2025

Total Respondents: 63

Survey Rating Scale: 1-5 (Lowest [1] to Highest [5] Rating Scale)

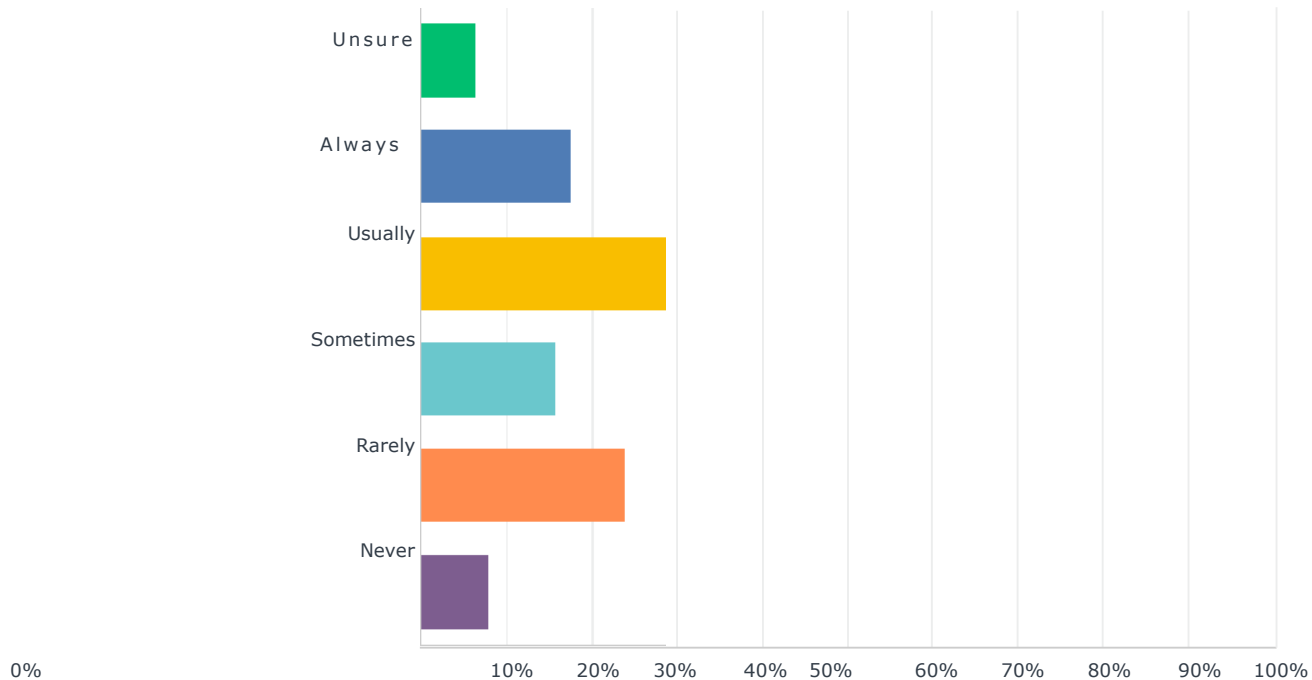
Total Number of Questions: 31

Total Number of Rated Dimensions: 10

Overall Agency Average Dimensions Rating: 3.37

Q1 Development Relationships with community members (e.g. residents, organizations, and groups)?

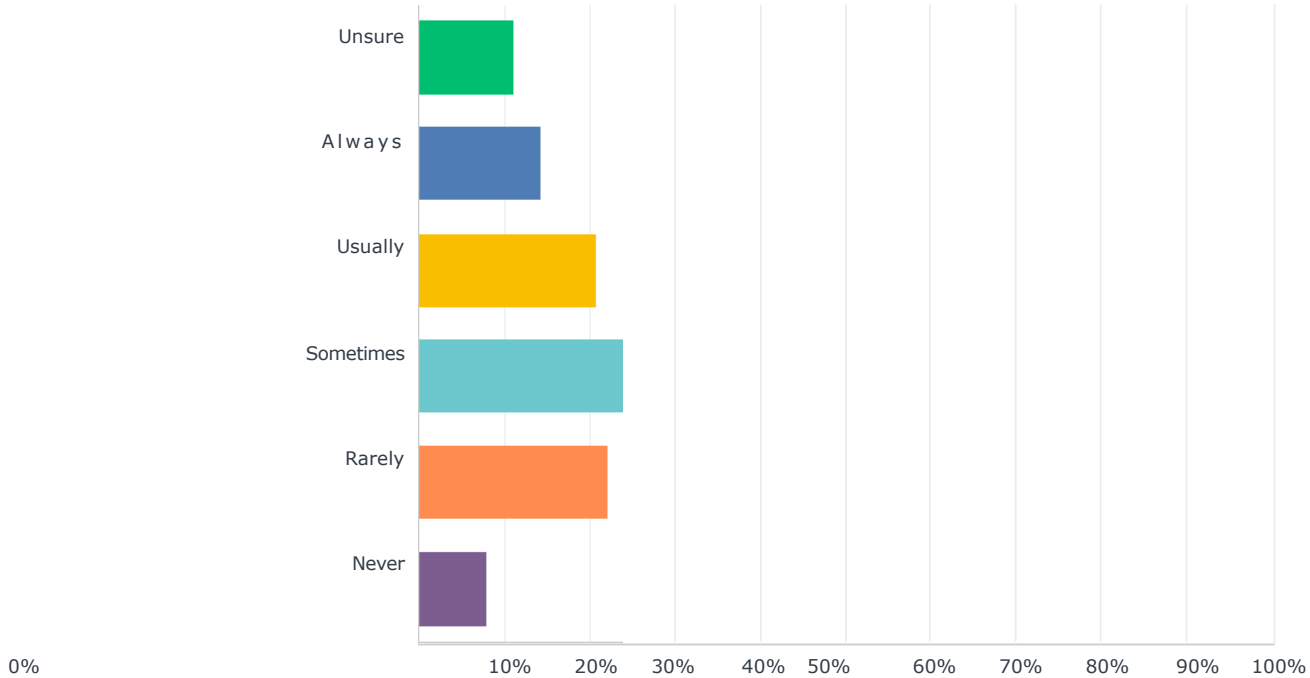
Answered: 63 Skipped: 1



ANSWER CHOICES	RESPONSES	
Unsure	6.35%	4
Always	17.46%	11
Usually	28.57%	18
Sometimes	15.87%	10
Rarely	23.81%	15
Never	7.94%	5
Total Respondents: 63		

Q2 Regularly communicate with community members (e.g., websites, e-mails, or public meetings)?

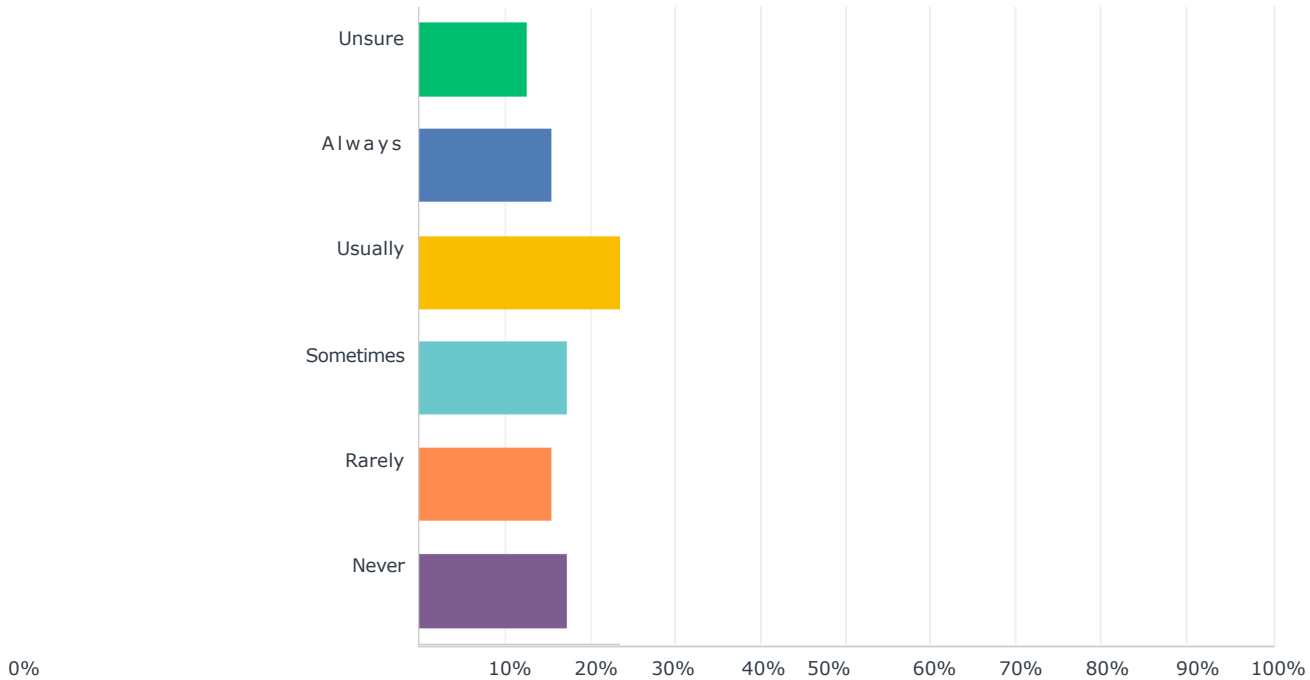
Answered: 63 Skipped: 1



ANSWER CHOICES	RESPONSES	
Unsure	11.11%	7
Always	14.29%	9
Usually	20.63%	13
Sometimes	23.81%	15
Rarely	22.22%	14
Never	7.94%	5
Total Respondents: 63		

Q3 Make it easy for community members to provide input (e.g., comments, suggestions, and concerns)?

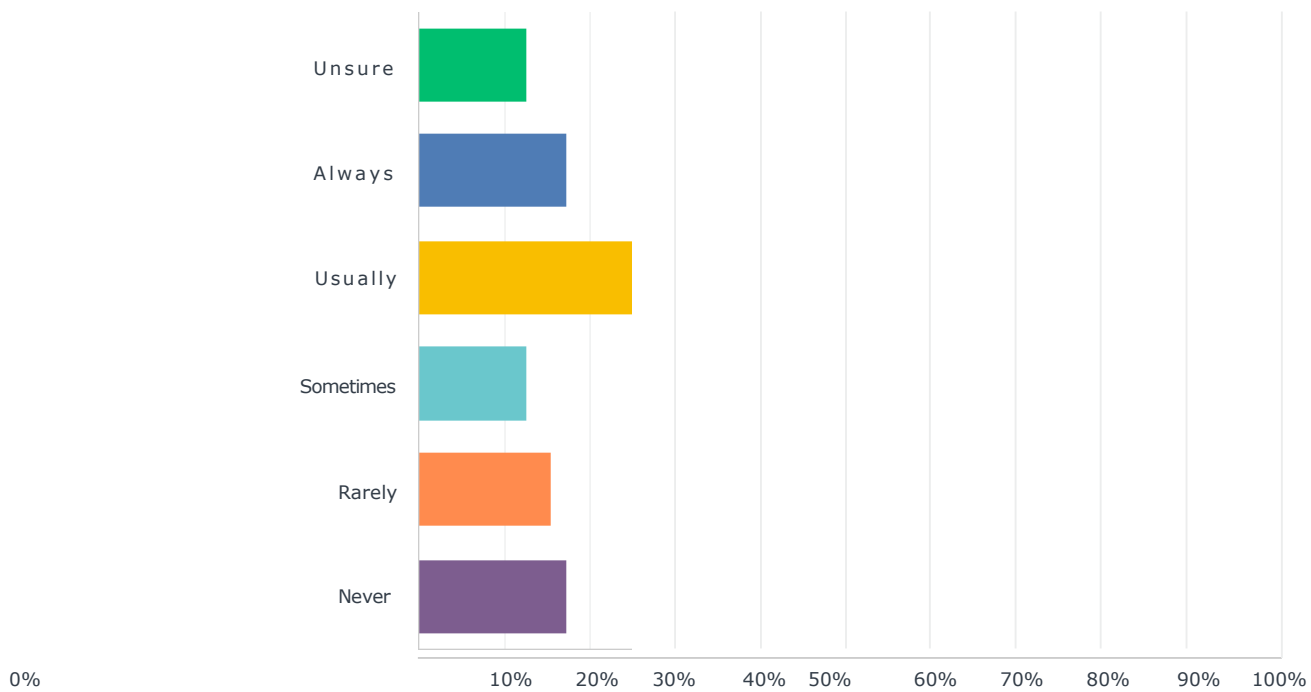
Answered: 64 Skipped: 0



ANSWER CHOICES	RESPONSES	
Unsure	12.50%	8
Always	15.63%	10
Usually	23.44%	15
Sometimes	17.19%	11
Rarely	15.63%	10
Never	17.19%	11
Total Respondents: 64		

Q4 Work together with community members to solve local problems?

Answered: 64 Skipped: 0



ANSWER CHOICES	RESPONSES	
Unsure	12.50%	8
Always	17.19%	11
Usually	25.00%	16
Sometimes	12.50%	8
Rarely	15.63%	10
Never	17.19%	11
Total Respondents: 64		

Q5 Community policing involves officers in your law enforcement agency working with the community to address the causes of crime in an effort to reduce the problems themselves through a wide range of activities. Based on this definition, to what extent do you think your law enforcement agency practices community policing?

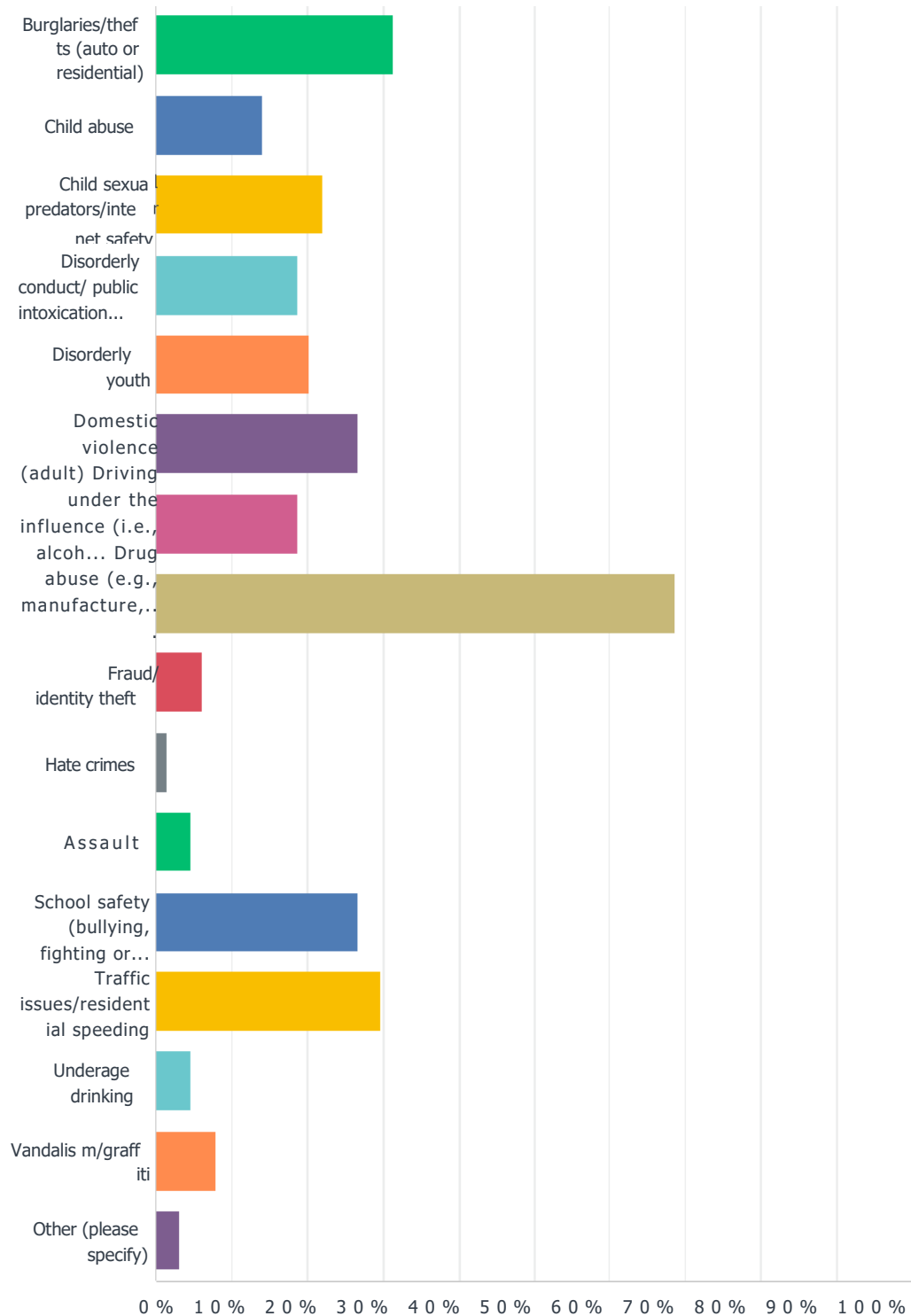
Answered: 59 Skipped: 5



	NOT AT ALL	(NO LABEL)	(NO LABEL)	(NO LABEL)	TO A GREAT EXTENT	TOTAL	WEIGHTED AVERAGE
S	22.03% 13	8.47% 5	28.81% 17	22.03% 13	18.64% 11	59	3.07

Q6 Please select the three (3) issues you think are the greatest problems within your community.

Answered: 64 Skipped: 0



ANSWER CHOICES	RESPONSES	
Burglaries/thefts (auto or residential)	31.25%	20
Child abuse	14.06%	9
Child sexual predators/internet safety	21.88%	14
Disorderly conduct/ public intoxication/ noise violations	18.75%	12
Disorderly youth	20.31%	13
Domestic violence (adult)	26.56%	17
Driving under the influence (i.e., alcohol or drugs)	18.75%	12
Drug abuse (e.g., manufacture, sale, or use of illegal/prescription drugs)	68.75%	44
Fraud/ identity theft	6.25%	4
Hate crimes	1.56%	1
Assault	4.69%	3
School safety (bullying, fighting or weapons)	26.56%	17
Traffic issues/residential speeding	29.69%	19
Underage drinking	4.69%	3
Vandalism/graffiti	7.81%	5
Other (please specify)	3.13%	2
Total Respondents: 64		

#	OTHER (PLEASE SPECIFY)	DATE
1	Police breaking laws	8/16/2025 5:20 AM
2	Dishonest leadership at the police department.	8/1/2025 4:57 PM

Q7 To what extent do you feel safe in your community when you are outside alone during the day?

Answered: 62 Skipped: 2



	NOT AT ALL	(NO LABEL)	(NO LABEL)	(NO LABEL)	TO A GREAT EXTENT	TOTAL	WEIGHTED AVERAGE
S	4.84% 3	4.84% 3	24.19% 15	24.19% 15	41.94% 26	62	3.94

Q8 To what extent do you feel safe in your community when you are outside alone at night?

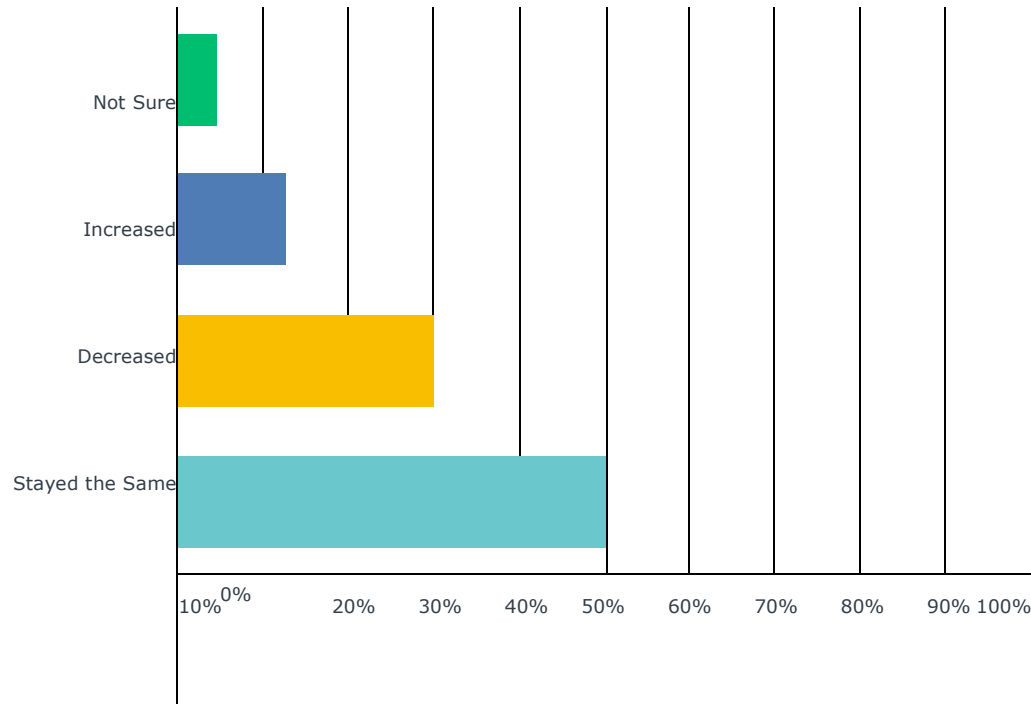
Answered: 63 Skipped: 1



	NOT AT ALL	(NO LABEL)	(NO LABEL)	(NO LABEL)	TO A GREAT EXTENT	TOTAL	WEIGHTED AVERAGE
S	11.11% 7	23.81% 15	28.57% 18	25.40% 16	11.11% 7	63	3.02

Q9 Over the last 12 months, to what extent have your feelings of safety in your community increased, decreased, or stayed the same?

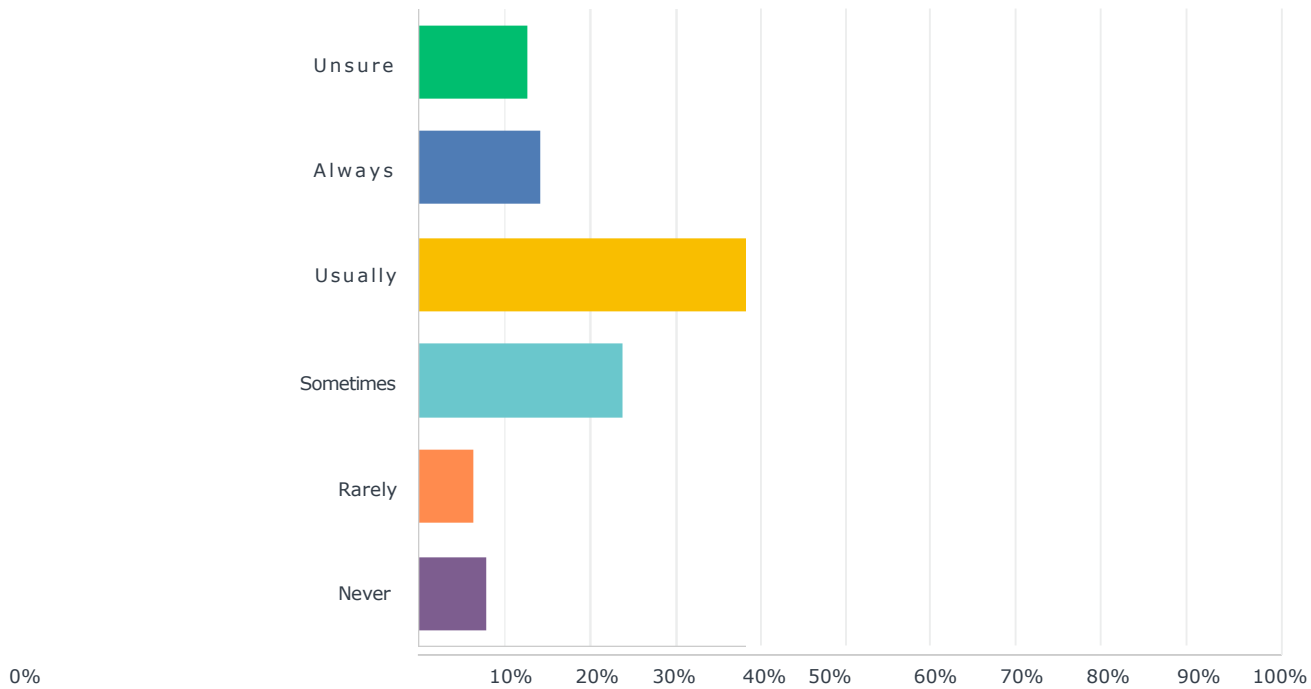
Answered: 63 Skipped: 1



ANSWER CHOICES	RESPONSES	
Not Sure	4.76%	3
Increased	12.70%	8
Decreased	31.75%	20
Stayed the Same	50.79%	32
Total Respondents: 63		

Q10 Treat people fairly?

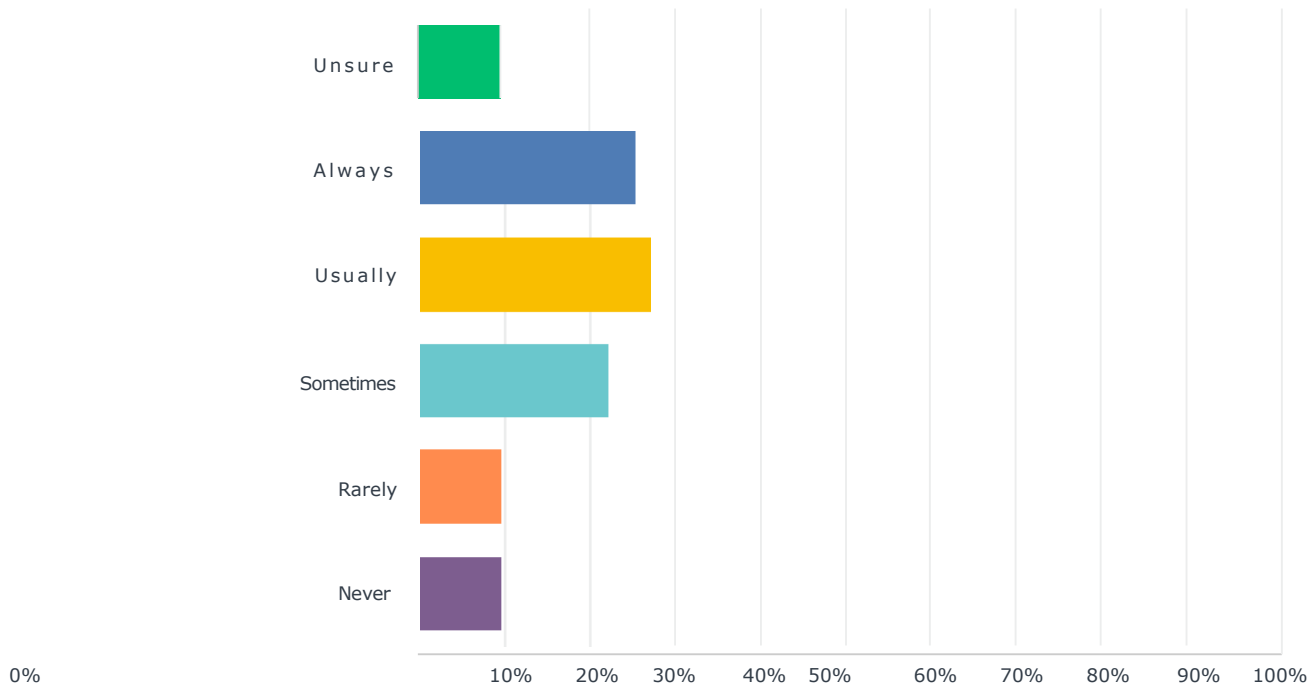
Answered: 63 Skipped: 1



ANSWER CHOICES	RESPONSES	
Unsure	12.70%	8
Always	14.29%	9
Usually	38.10%	24
Sometimes	23.81%	15
Rarely	6.35%	4
Never	7.94%	5
Total Respondents: 63		

Q11 Show concern for community members?

Answered: 63 Skipped: 1

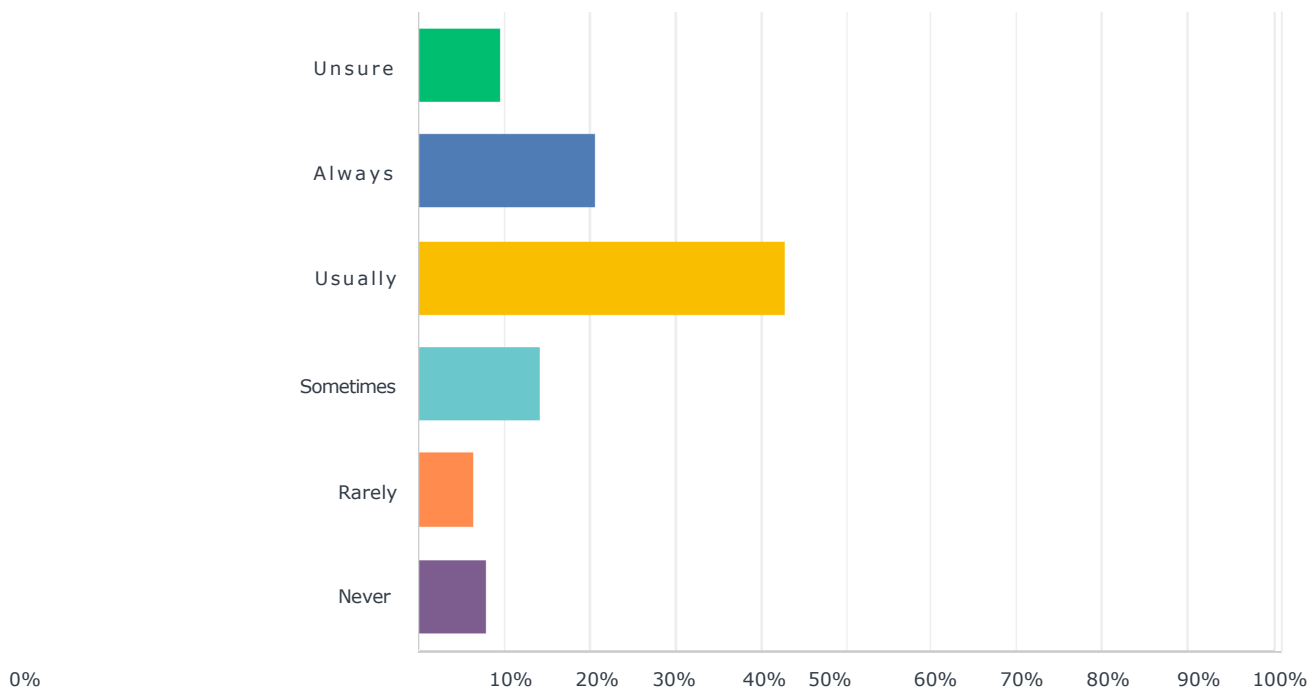


ANSWER CHOICES	RESPONSES	
Unsure	9.52%	6
Always	25.40%	16
Usually	26.98%	17
Sometimes	22.22%	14
Rarely	9.52%	6
Never	9.52%	6
Total Respondents: 63		

Q12 Treat people with respect?

Answered: 63

Skipped: 1



ANSWER CHOICES	RESPONSES	
Unsure	9.52%	6
Always	20.63%	13
Usually	42.86%	27
Sometimes	14.29%	9
Rarely	6.35%	4
Never	7.94%	5
Total Respondents: 63		

Q13 To what extent is your law enforcement agency responsive to the concerns of community members?

Answered: 62 Skipped: 2

3.1★

average rating



	NOT AT ALL	(NO LABEL)	(NO LABEL)	(NO LABEL)	TO A GREAT EXTENT	TOTAL	WEIGHTED AVERAGE
S	12.90% 8	14.52% 9	32.26% 20	27.42% 17	12.90% 8	62	3.13

Q14 To what extent do you trust your law enforcement?

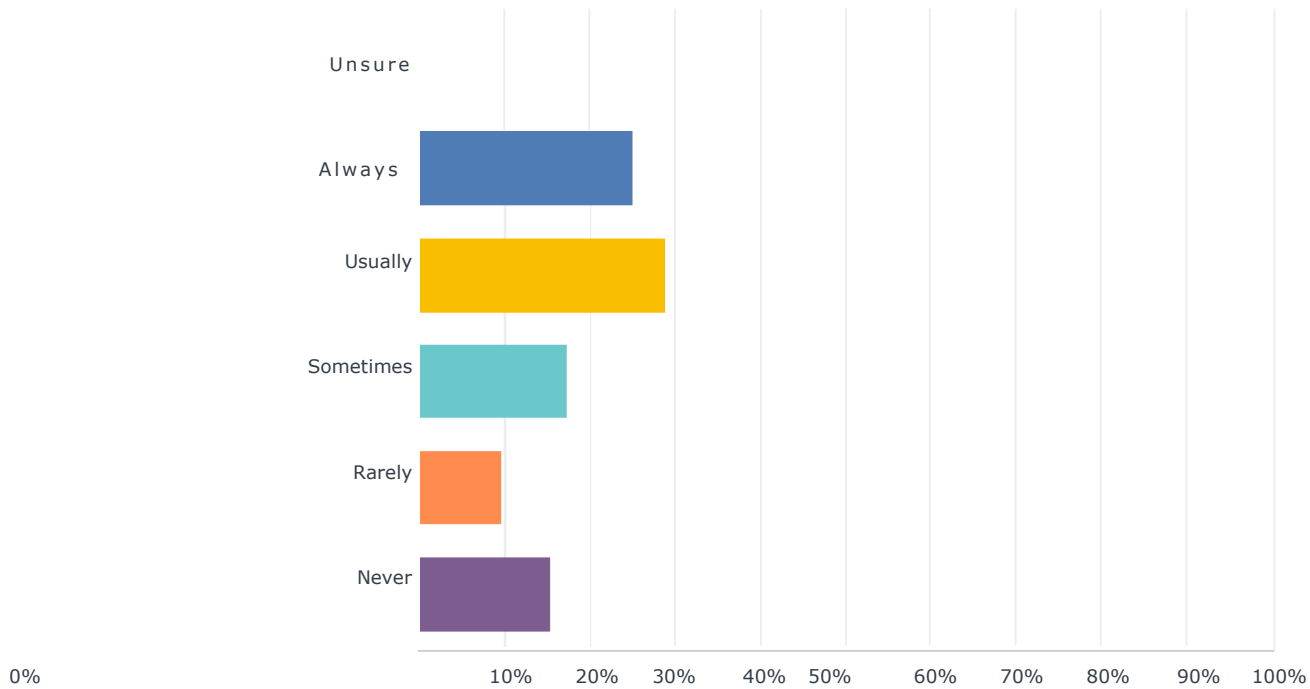
Answered: 64 Skipped: 0



	NOT AT ALL	(NO LABEL)	(NO LABEL)	(NO LABEL)	TO A GREAT EXTENT	TOTAL	WEIGHTED AVERAGE
S	18.75% 12	12.50% 8	12.50% 8	20.31% 13	35.94% 23	64	3.42

Q15 To what extend did the officer sufficiently explain their actions and procedures?

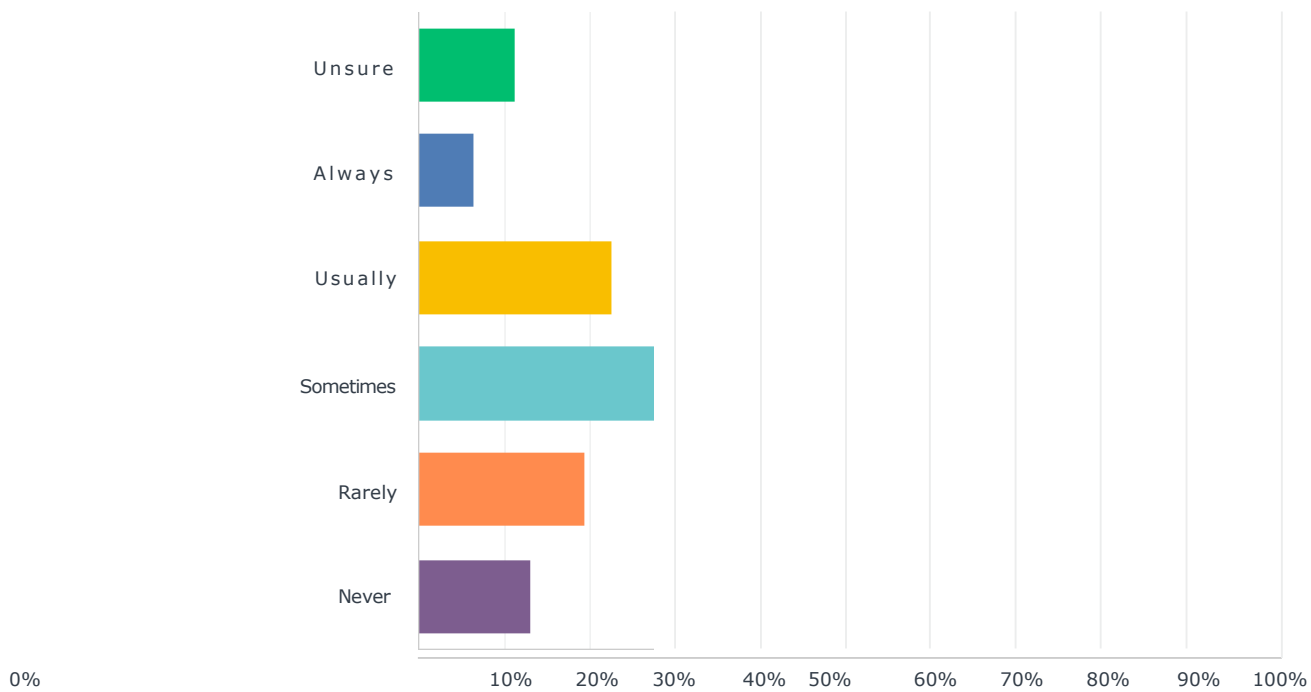
Answered: 52 Skipped: 12



ANSWER CHOICES	RESPONSES	
Unsure	3.85%	2
Always	25.00%	13
Usually	28.85%	15
Sometimes	17.31%	9
Rarely	9.62%	5
Never	15.38%	8
Total Respondents: 52		

Q16 Effective at proactively preventing crime?

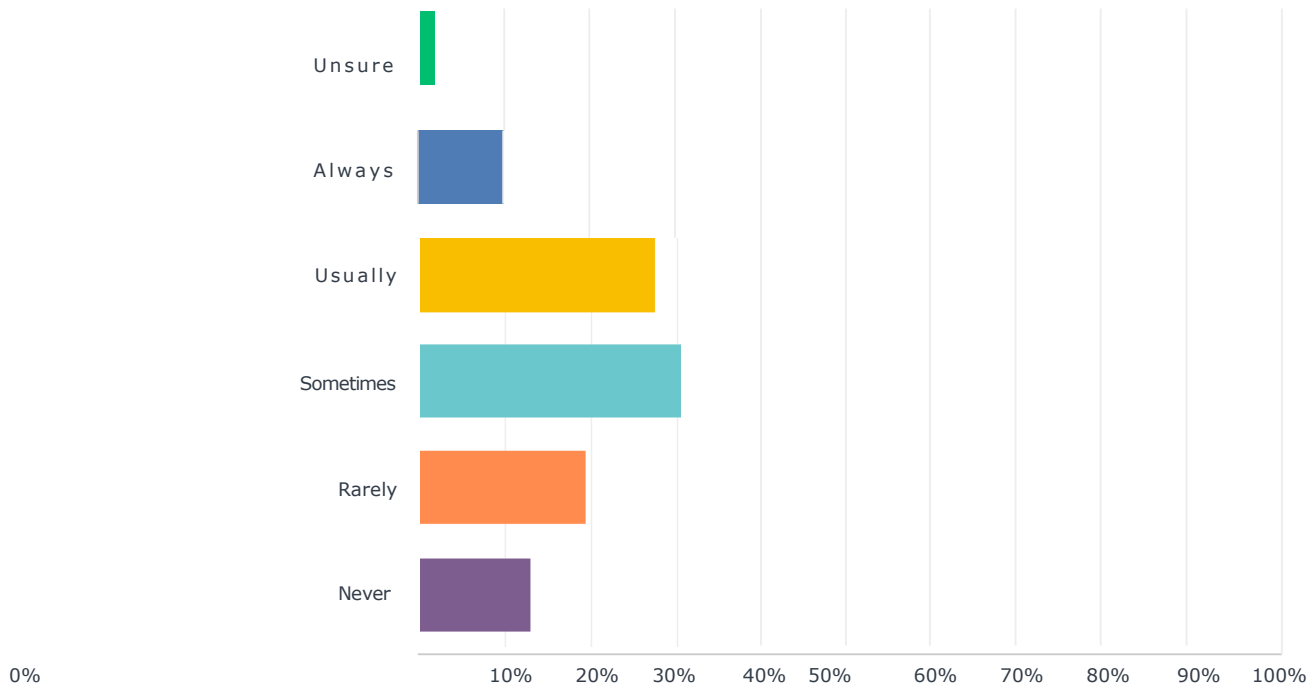
Answered: 62 Skipped: 2



ANSWER CHOICES	RESPONSES	
Unsure	11.29%	7
Always	6.45%	4
Usually	22.58%	14
Sometimes	27.42%	17
Rarely	19.35%	12
Never	12.90%	8
Total Respondents: 62		

Q17 Addressing the problems that really concern you?

Answered: 62 Skipped: 2



ANSWER CHOICES	RESPONSES	
Unsure	1.61%	1
Always	9.68%	6
Usually	27.42%	17
Sometimes	30.65%	19
Rarely	19.35%	12
Never	12.90%	8
Total Respondents: 62		

Q18 To what extent are you satisfied with the overall performance of your law enforcement agency?

Answered: 63 Skipped: 1

3.3★

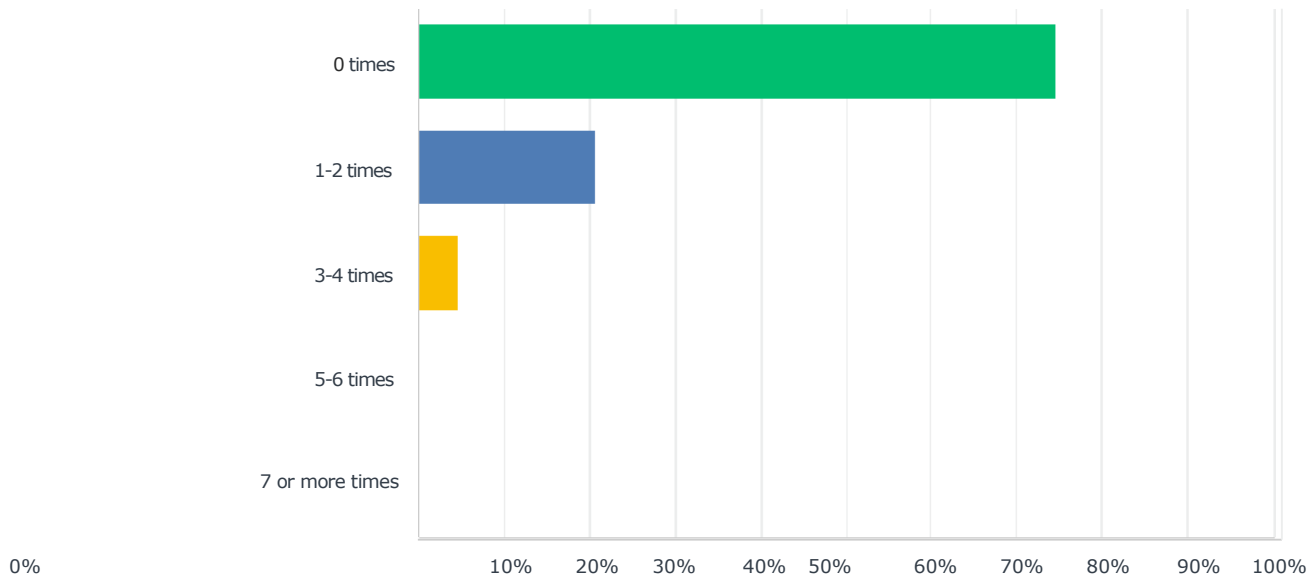
average rating



	NOT AT ALL	(NO LABEL)	(NO LABEL)	(NO LABEL)	TO A GREAT EXTENT	TOTAL	WEIGHTED AVERAGE
S	14.29% 9	15.87% 10	20.63% 13	23.81% 15	25.40% 16	63	3.30

Q19 Have you had contact with your law enforcement agency for traffic issues (e.g. citation, warning, or vehicle crash)?

Answered: 63 Skipped: 1



ANSWER CHOICES	RESPONSES	
0 times	74.60%	47
1-2 times	20.63%	13
3-4 times	4.76%	3
5-6 times	0.00%	0
7 or more times	0.00%	0
Total Respondents: 63		

Q20 If you had contact for traffic issues, to what extent are you satisfied with your interaction(s) with your law enforcement agency for traffic issues?

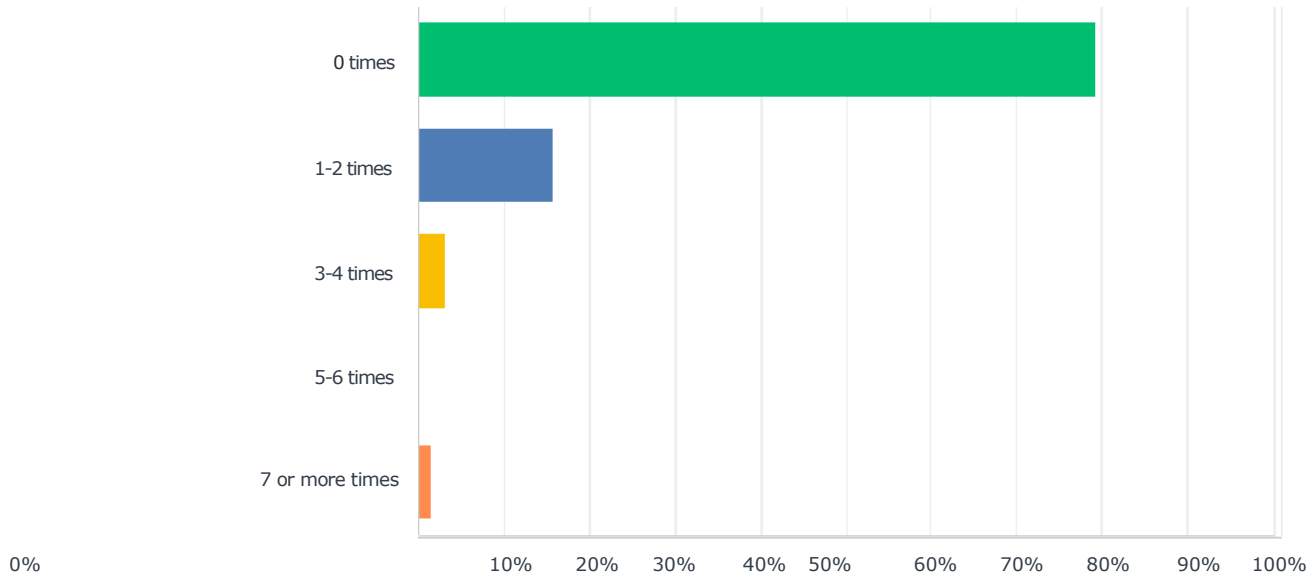
Answered: 27 Skipped: 37



	VERY DISSATISFIED	(NO LABEL)	(NO LABEL)	(NO LABEL)	VERY SATISFIED	TOTAL	WEIGHTED AVERAGE
S	14.81% 4	18.52% 5	29.63% 8	7.41% 2	29.63% 8	27	3.19

Q21 Have you had contact with your law enforcement agency for 911 emergency calls?

Answered: 63 Skipped: 1



ANSWER CHOICES	RESPONSES	
0 times	79.37%	50
1-2 times	15.87%	10
3-4 times	3.17%	2
5-6 times	0.00%	0
7 or more times	1.59%	1
Total Respondents: 63		

Q22 If you had contact for 911 emergency calls, to what extent are you satisfied with your interaction(s) with your law enforcement agency for 911 emergency calls?

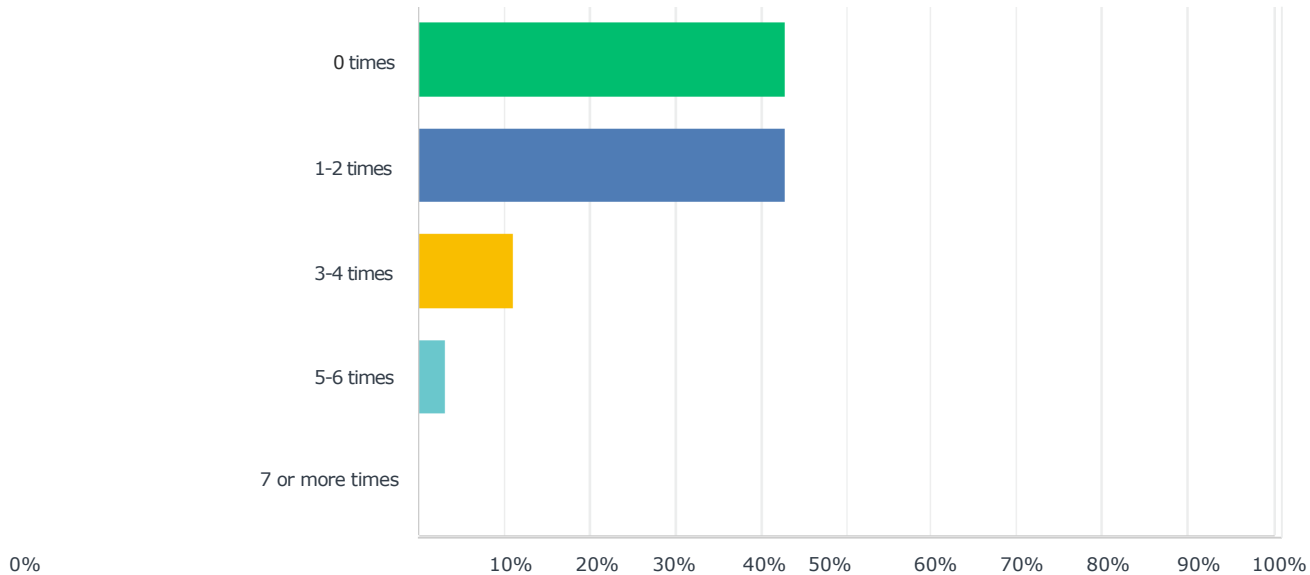
Answered: 27 Skipped: 37



	VERY DISSATISFIED	(NO LABEL)	(NO LABEL)	(NO LABEL)	VERY SATISFIED	TOTAL	WEIGHTED AVERAGE
S	3.70% 1	3.70% 1	37.04% 10	14.81% 4	40.74% 11	27	3.85

Q23 Have you had contact with your law enforcement agency for non-emergency calls (e.g. to report a crime or suspicious activity)?

Answered: 63 Skipped: 1



ANSWER CHOICES	RESPONSES	
0 times	42.86%	27
1-2 times	42.86%	27
3-4 times	11.11%	7
5-6 times	3.17%	2
7 or more times	0.00%	0
Total Respondents: 63		

Q24 If you had contact for non-emergency calls, to what extent are you satisfied with your interaction(s) with your law enforcement agency for non-emergency calls?

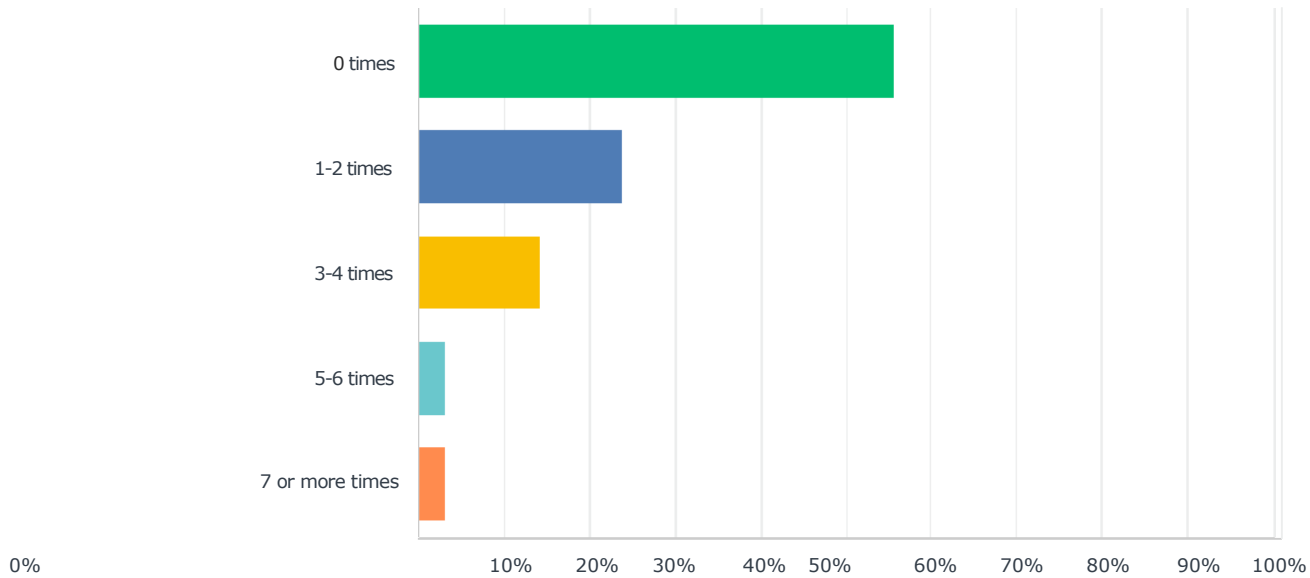
Answered: 41 Skipped: 23



	VERY DISSATISFIED	(NO LABEL)	(NO LABEL)	(NO LABEL)	VERY SATISFIED	TOTAL	WEIGHTED AVERAGE
S	17.07% 7	14.63% 6	19.51% 8	17.07% 7	31.71% 13	41	3.32

Q25 Have you had contact with your law enforcement agency for other contacts or interactions (e.g. attend a community meeting or talk to an officer on patrol)?

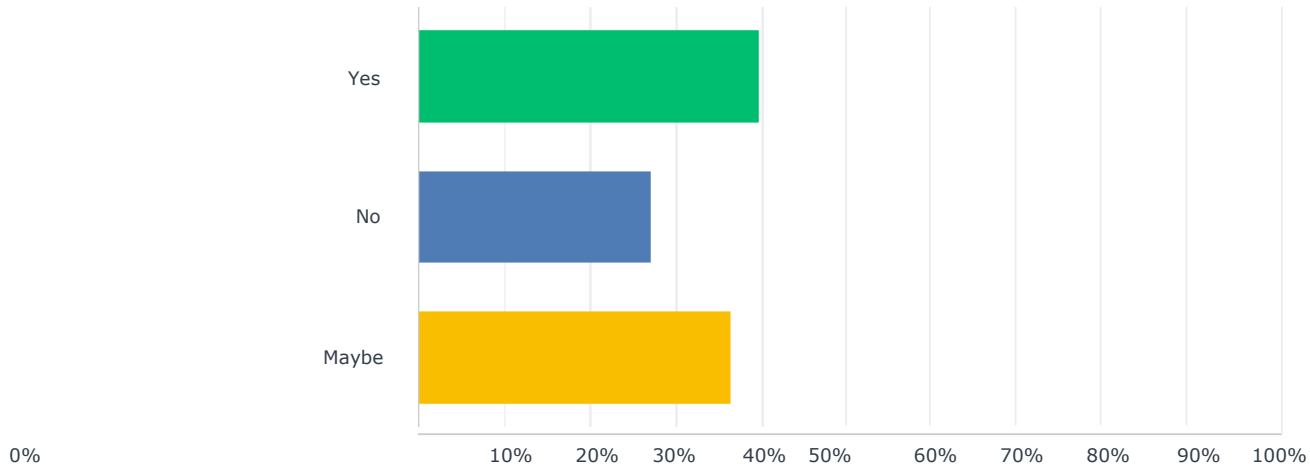
Answered: 63 Skipped: 1



ANSWER CHOICES	RESPONSES	
0 times	55.56%	35
1-2 times	23.81%	15
3-4 times	14.29%	9
5-6 times	3.17%	2
7 or more times	3.17%	2
Total Respondents: 63		

Q26 Would you be interested in attending educational opportunities hosted by the Sidney Police Department? (Informational meetings or trainings)

Answered: 63 Skipped: 1



ANSWER CHOICES	RESPONSES	
Yes	39.68%	25
No	26.98%	17
Maybe	36.51%	23
Total Respondents: 63		

Q27 If you had contact for other interactions, to what extent are you satisfied with your interaction(s) with your law enforcement agency for other contacts or interactions (e.g., attend a community meeting or talk to an officer on patrol)?

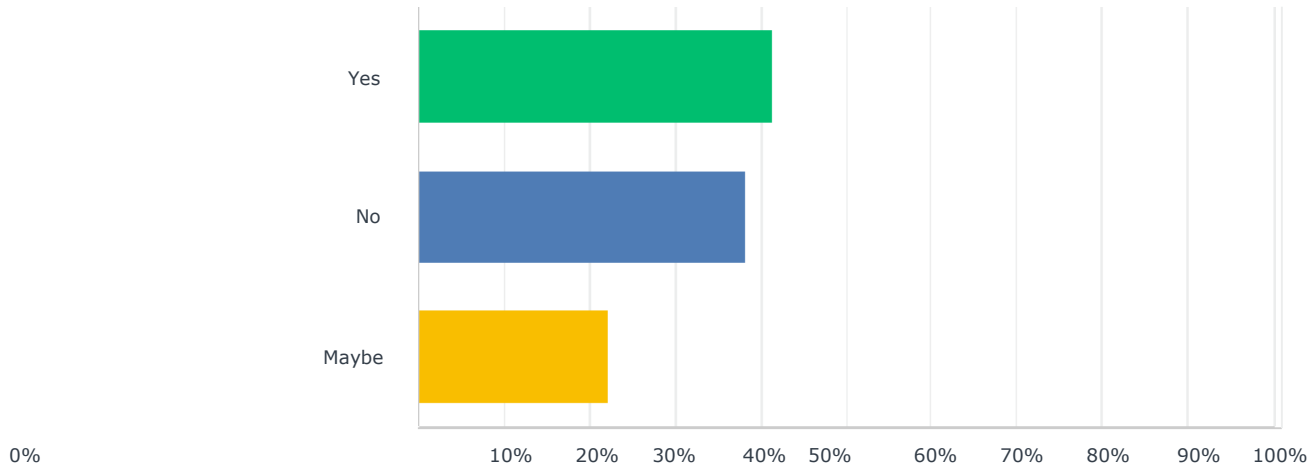
Answered: 48 Skipped: 16



	VERY DISSATISFIED	(NO LABEL)	(NO LABEL)	(NO LABEL)	VERY SATISFIED	TOTAL	WEIGHTED AVERAGE
S	14.58% 7	10.42% 5	25.00% 12	12.50% 6	37.50% 18	48	3.48

Q28 Would you be interested in a Ride Along program with the Sidney Police Department?

Answered: 63 Skipped: 1



ANSWER CHOICES	RESPONSES	
Yes	41.27%	26
No	38.10%	24
Maybe	22.22%	14
Total Respondents: 63		

Q29 What topics of interest would you like to attend? (i.e. Identity Fraud, Citizen's Police Academy, Ohio Liquor Laws, etc.)

Answered: 28 Skipped: 36

#	RESPONSES	DATE
1	I'd like to attend a town hall discussion with law enforcement leadership where questions could be asked and answered.	8/20/2025 6:52 PM
2	Police professionalism	8/16/2025 5:20 AM
3	Identity fraud	8/15/2025 8:16 AM
4	Drug prevention and family support	8/9/2025 4:43 PM
5	Drug Abuse/Alcohol	8/9/2025 2:18 PM
6	Citizen's Police Academy	8/9/2025 11:19 AM
7	CP	8/6/2025 11:12 PM
8	Identify fraud	8/5/2025 4:43 PM
9	Cpa	8/5/2025 10:53 AM
10	NA	8/2/2025 11:21 PM
11	Na	8/2/2025 11:19 PM
12	CPA	8/2/2025 7:53 PM
13	Effective means to report, and have actual action follow up with drug activity, crazy neighbors etc	8/2/2025 1:45 AM
14	Identity Fraud	8/2/2025 12:17 AM
15	CPA	8/1/2025 10:08 PM
16	All	8/1/2025 9:40 PM
17	Controlling children and what police can do.	8/1/2025 9:18 PM
18	Illegal immigrants.	8/1/2025 9:03 PM
19	Identity fraud	8/1/2025 8:50 PM
20	Trespass on public property. https://descrybe.ai/case-details/c3968552	8/1/2025 4:57 PM
21	No solicitation ordinance, home security	8/1/2025 4:25 PM
22	Disorderly youth, drug related issues, violent crimes.	8/1/2025 4:23 PM
23	No where else to put this, so: Other towns have great social media presence. I believe ours is so limited because its the Mayors desire. Would would love to see a fun and much more active social media presence run by the actual police department n	8/1/2025 1:45 PM
24	Ohio Liquor Laws	8/1/2025 12:00 PM
25	Identity fraud	8/1/2025 11:55 AM
26	How about a survey on your dispatchers and the attitudes you get when you call with an issue! It's like they don't care it's mainly the day shift.	8/1/2025 11:54 AM
27	Citizens Police Academy and Ohio Liquor Laws	8/1/2025 11:53 AM
28	Residential traffic issues, speeding.	8/1/2025 11:43 AM

Q30 How many years have you lived in your community?

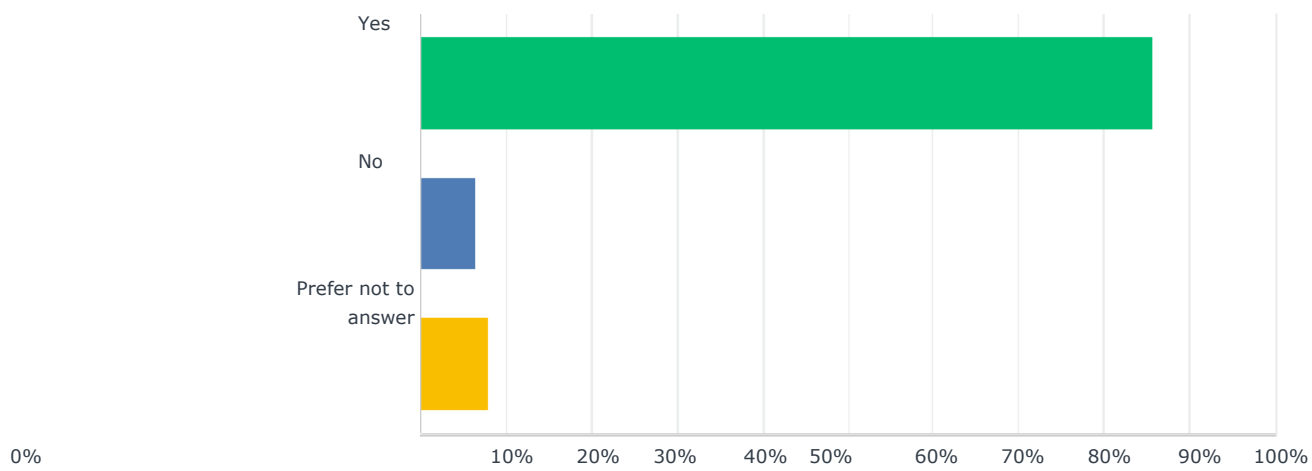
Answered: 60 Skipped: 4

#	RESPONSES	DATE
1	57	8/29/2025 8:54 AM
2	10	8/20/2025 6:52 PM
3	53	8/15/2025 8:16 AM
4	40 years	8/10/2025 1:04 PM
5	43 years	8/9/2025 4:43 PM
6	19	8/9/2025 2:18 PM
7	4	8/9/2025 11:19 AM
8	15-20 years	8/9/2025 3:11 AM
9	50+	8/6/2025 11:12 PM
10	20 yrs	8/6/2025 5:43 PM
11	22	8/6/2025 4:56 PM
12	20	8/5/2025 4:43 PM
13	41	8/5/2025 3:07 PM
14	47	8/5/2025 10:53 AM
15	I've lived in Sidney my entire life, they have failed me since day 1. I'll never forgive them for all of the things they over looked and continue to over look.	8/4/2025 2:35 PM
16	24	8/4/2025 10:31 AM
17	29	8/4/2025 12:01 AM
18	25	8/3/2025 12:31 PM
19	20+	8/3/2025 11:46 AM
20	50	8/2/2025 11:21 PM
21	49	8/2/2025 11:19 PM
22	3	8/2/2025 7:53 PM
23	44	8/2/2025 6:52 PM
24	64	8/2/2025 10:28 AM
25	87	8/2/2025 8:20 AM
26	35	8/2/2025 7:04 AM
27	40	8/2/2025 2:41 AM
28	Over 40	8/2/2025 1:45 AM
29	Off and on for last 50 years.	8/2/2025 12:31 AM
30	2014-2022	8/2/2025 12:17 AM
31	34	8/2/2025 12:14 AM
32	18	8/1/2025 11:53 PM

33	25	8/1/2025 10:49 PM
34	10	8/1/2025 10:23 PM
35	50	8/1/2025 10:08 PM
36	48	8/1/2025 9:40 PM
37	2	8/1/2025 9:36 PM
38	21	8/1/2025 9:18 PM
39	6	8/1/2025 9:03 PM
40	39	8/1/2025 8:50 PM
41	To long	8/1/2025 8:11 PM
42	25	8/1/2025 7:12 PM
43	51	8/1/2025 5:50 PM
44	All my life	8/1/2025 5:50 PM
45	35	8/1/2025 5:45 PM
46	25	8/1/2025 4:57 PM
47	1.75	8/1/2025 4:25 PM
48	6	8/1/2025 4:23 PM
49	28	8/1/2025 4:05 PM
50	46 years	8/1/2025 1:45 PM
51	30	8/1/2025 1:05 PM
52	35	8/1/2025 12:21 PM
53	12	8/1/2025 12:20 PM
54	25	8/1/2025 12:11 PM
55	41	8/1/2025 12:00 PM
56	0	8/1/2025 12:00 PM
57	65	8/1/2025 11:55 AM
58	50	8/1/2025 11:54 AM
59	6	8/1/2025 11:53 AM
60	Three	8/1/2025 11:43 AM

Q31 Are you a Sidney resident?

Answered: 63 Skipped: 1



ANSWER CHOICES		RESPONSES	
Yes		85.71%	54
No		6.35%	4
Prefer not to answer		7.94%	5
Total Respondents: 63			