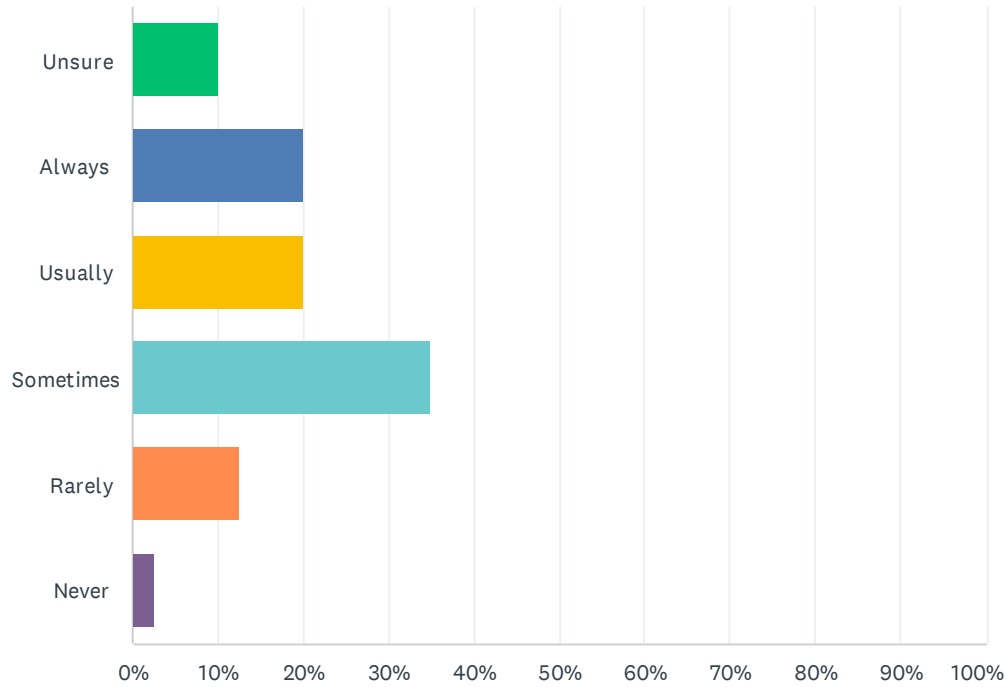


Q1 Development Relationships with community members (e.g. residents, organizations, and groups)?

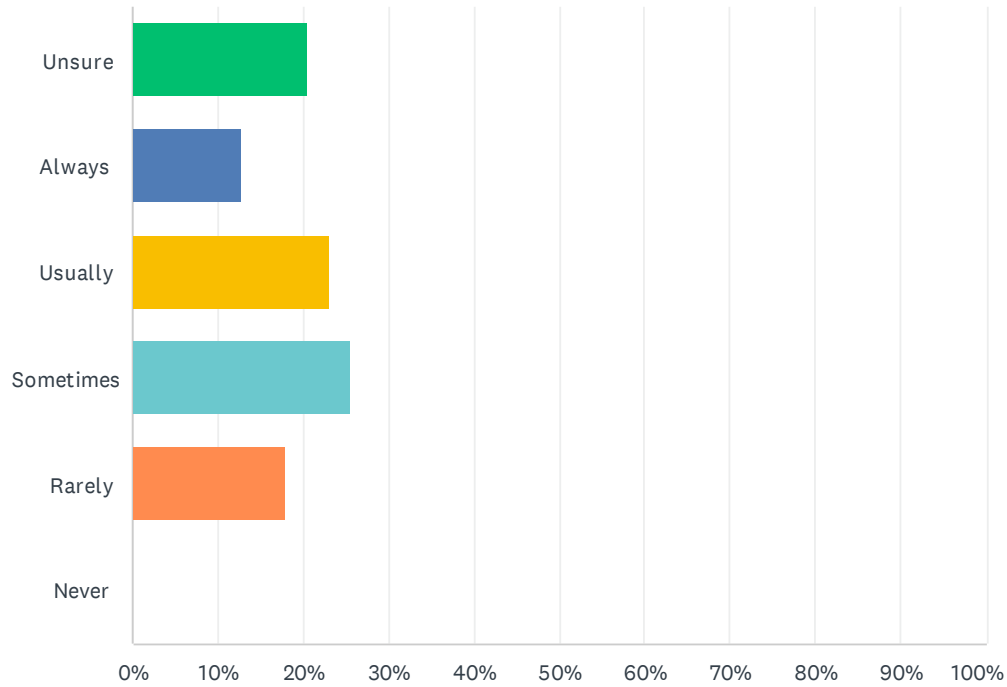
Answered: 40 Skipped: 4



ANSWER CHOICES	RESPONSES	
Unsure	10.00%	4
Always	20.00%	8
Usually	20.00%	8
Sometimes	35.00%	14
Rarely	12.50%	5
Never	2.50%	1
Total Respondents: 40		

Q2 Regularly communicate with community members (e.g., websites, e-mails, or public meetings)?

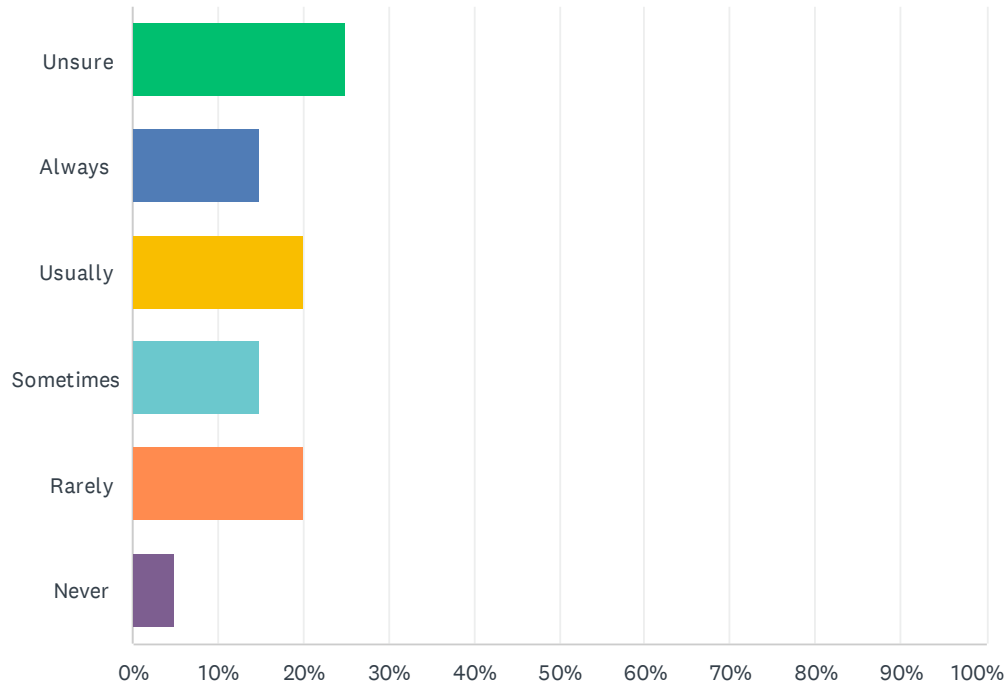
Answered: 39 Skipped: 5



ANSWER CHOICES	RESPONSES	
Unsure	20.51%	8
Always	12.82%	5
Usually	23.08%	9
Sometimes	25.64%	10
Rarely	17.95%	7
Never	0.00%	0
Total Respondents: 39		

Q3 Make it easy for community members to provide input (e.g., comments, suggestions, and concerns)?

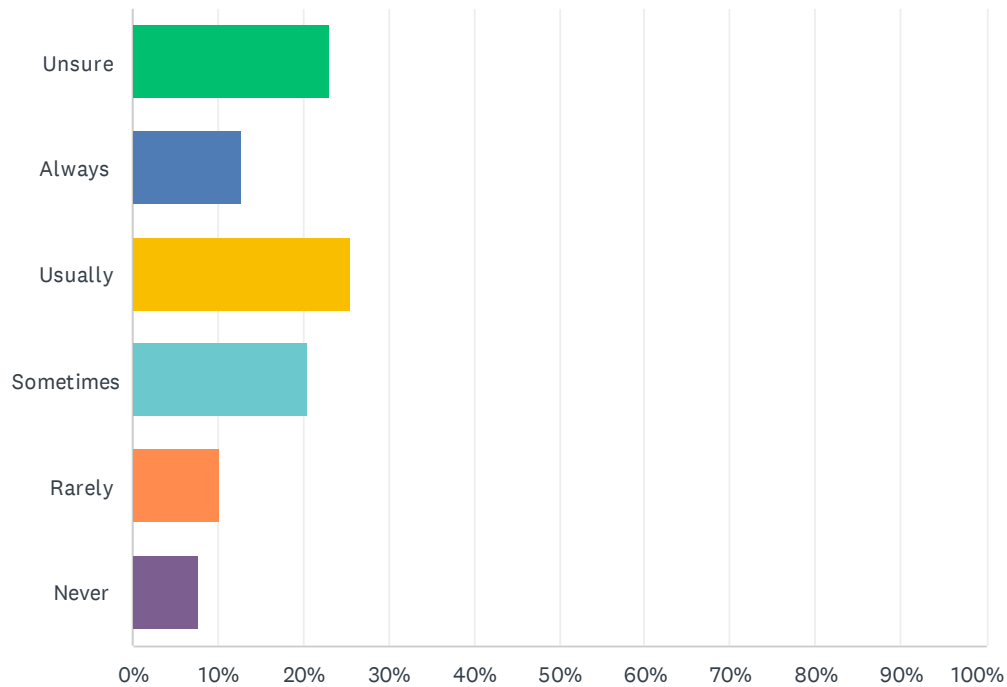
Answered: 40 Skipped: 4



ANSWER CHOICES	RESPONSES	
Unsure	25.00%	10
Always	15.00%	6
Usually	20.00%	8
Sometimes	15.00%	6
Rarely	20.00%	8
Never	5.00%	2
Total Respondents: 40		

Q4 Work together with community members to solve local problems?

Answered: 39 Skipped: 5



ANSWER CHOICES	RESPONSES	
Unsure	23.08%	9
Always	12.82%	5
Usually	25.64%	10
Sometimes	20.51%	8
Rarely	10.26%	4
Never	7.69%	3
Total Respondents: 39		

Q5 Community policing involves officers in your law enforcement agency working with the community to address the causes of crime in an effort to reduce the problems themselves through a wide range of activities. Based on this definition, to what extent do you think your law enforcement agency practices community policing?

Answered: 36 Skipped: 8

3.4★
average rating



	NOT AT ALL	(NO LABEL)	(NO LABEL)	(NO LABEL)	TO A GREAT EXTENT	TOTAL	WEIGHTED AVERAGE
☆	11.11% 4	11.11% 4	25.00% 9	30.56% 11	22.22% 8	36	3.42

Q6 If the Sidney Police Department has their own social media, how likely are you to follow the page?

Answered: 42 Skipped: 2

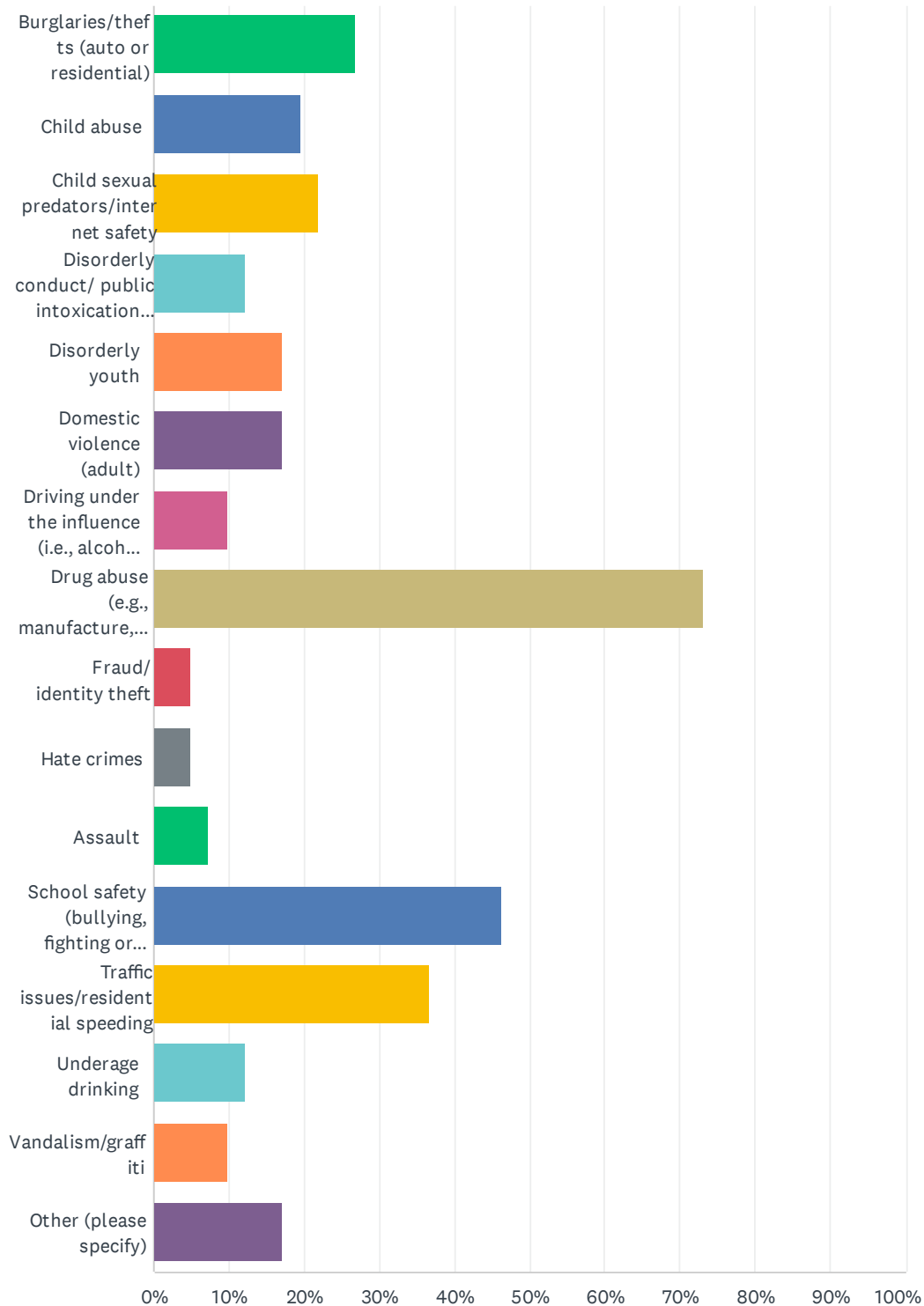
4.4★
average rating



	NOT AT ALL	(NO LABEL)	(NO LABEL)	(NO LABEL)	VERY LIKELY	TOTAL	WEIGHTED AVERAGE
☆	2.38% 1	7.14% 3	4.76% 2	16.67% 7	69.05% 29	42	4.43

Q7 Please select the three (3) issues you think are the greatest problems within your community.

Answered: 41 Skipped: 3



ANSWER CHOICES	RESPONSES	
Burglaries/thefts (auto or residential)	26.83%	11
Child abuse	19.51%	8
Child sexual predators/internet safety	21.95%	9
Disorderly conduct/ public intoxication/ noise violations	12.20%	5
Disorderly youth	17.07%	7
Domestic violence (adult)	17.07%	7
Driving under the influence (i.e., alcohol or drugs)	9.76%	4
Drug abuse (e.g., manufacture, sale, or use of illegal/prescription drugs)	73.17%	30
Fraud/ identity theft	4.88%	2
Hate crimes	4.88%	2
Assault	7.32%	3
School safety (bullying, fighting or weapons)	46.34%	19
Traffic issues/residential speeding	36.59%	15
Underage drinking	12.20%	5
Vandalism/graffiti	9.76%	4
Other (please specify)	17.07%	7
Total Respondents: 41		

Q8 To what extent do you feel safe in your community when you are outside alone during the day?

Answered: 42 Skipped: 2

4.3★
average rating



	NOT AT ALL	(NO LABEL)	(NO LABEL)	(NO LABEL)	TO A GREAT EXTENT	TOTAL	WEIGHTED AVERAGE
☆	2.38% 1	2.38% 1	14.29% 6	26.19% 11	54.76% 23	42	4.29

Q9 To what extent do you feel safe in your community when you are outside alone at night?

Answered: 42 Skipped: 2

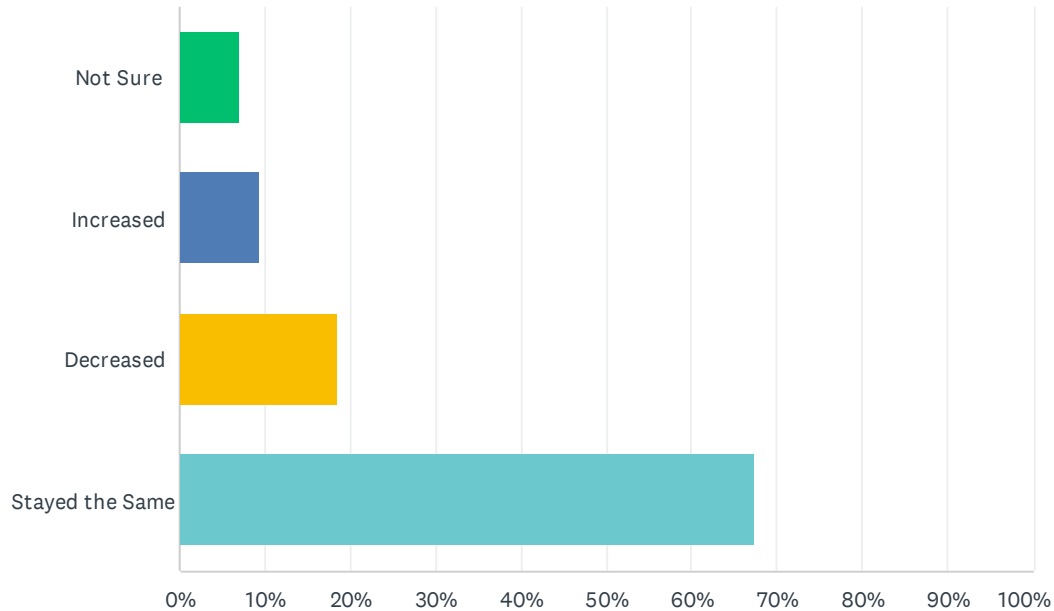
3.5★
average rating



	NOT AT ALL	(NO LABEL)	(NO LABEL)	(NO LABEL)	TO A GREAT EXTENT	TOTAL	WEIGHTED AVERAGE
☆	9.52% 4	16.67% 7	19.05% 8	26.19% 11	28.57% 12	42	3.48

Q10 Over the last 12 months, to what extent have your feelings of safety in your community increased, decreased, or stayed the same?

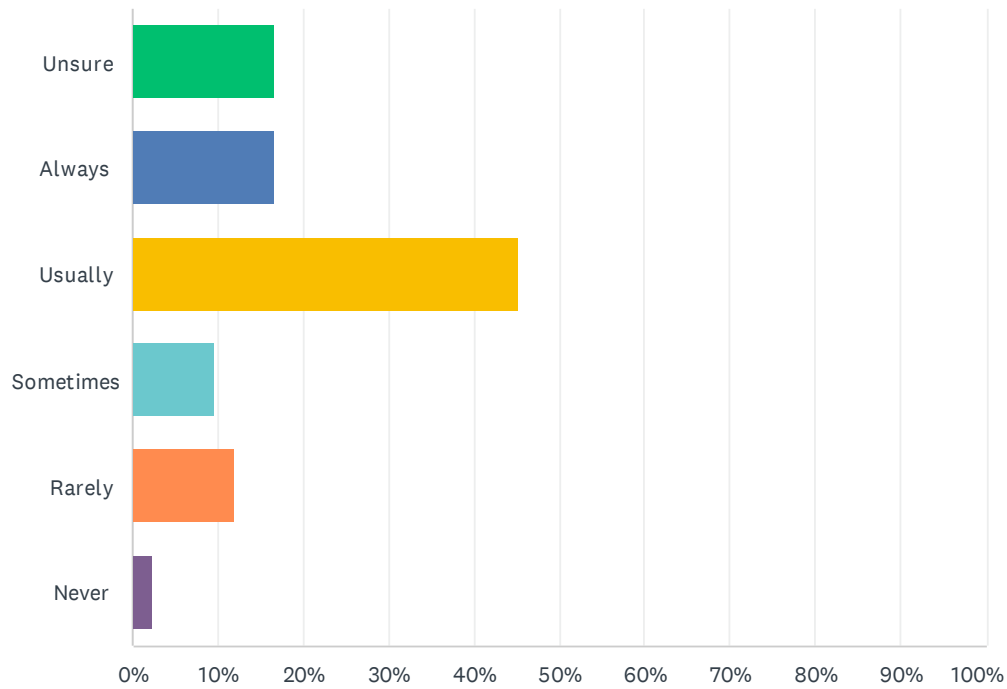
Answered: 43 Skipped: 1



ANSWER CHOICES	RESPONSES	
Not Sure	6.98%	3
Increased	9.30%	4
Decreased	18.60%	8
Stayed the Same	67.44%	29
Total Respondents: 43		

Q11 Treat people fairly?

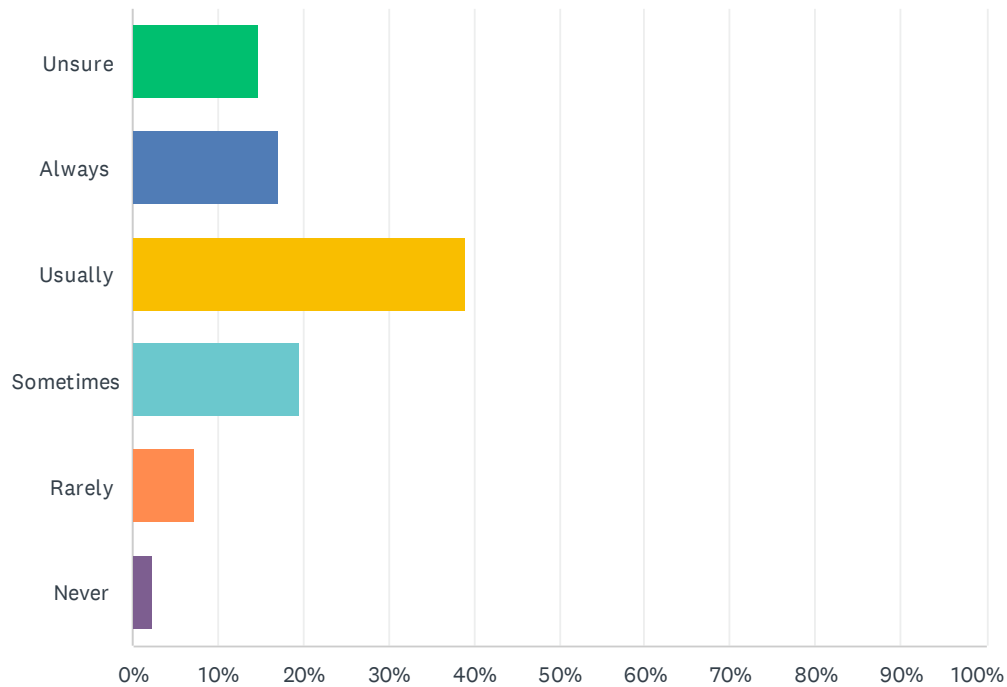
Answered: 42 Skipped: 2



ANSWER CHOICES	RESPONSES	
Unsure	16.67%	7
Always	16.67%	7
Usually	45.24%	19
Sometimes	9.52%	4
Rarely	11.90%	5
Never	2.38%	1
Total Respondents: 42		

Q12 Show concern for community members?

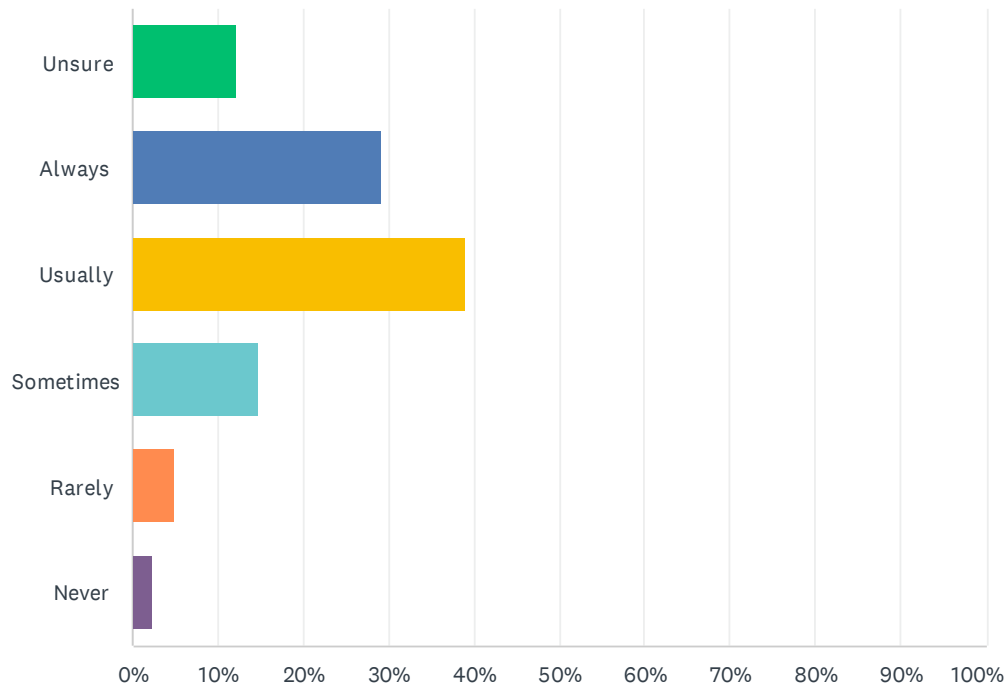
Answered: 41 Skipped: 3



ANSWER CHOICES	RESPONSES	
Unsure	14.63%	6
Always	17.07%	7
Usually	39.02%	16
Sometimes	19.51%	8
Rarely	7.32%	3
Never	2.44%	1
Total Respondents: 41		

Q13 Treat people with respect?

Answered: 41 Skipped: 3



ANSWER CHOICES	RESPONSES	
Unsure	12.20%	5
Always	29.27%	12
Usually	39.02%	16
Sometimes	14.63%	6
Rarely	4.88%	2
Never	2.44%	1
Total Respondents: 41		

Q14 To what extent is your law enforcement agency responsive to the concerns of community members?

Answered: 38 Skipped: 6

3.6★

average rating



	NOT AT ALL	(NO LABEL)	(NO LABEL)	(NO LABEL)	TO A GREAT EXTENT	TOTAL	WEIGHTED AVERAGE
☆	13.16% 5	2.63% 1	21.05% 8	39.47% 15	23.68% 9	38	3.58

Q15 To what extent do you trust your law enforcement?

Answered: 41 Skipped: 3

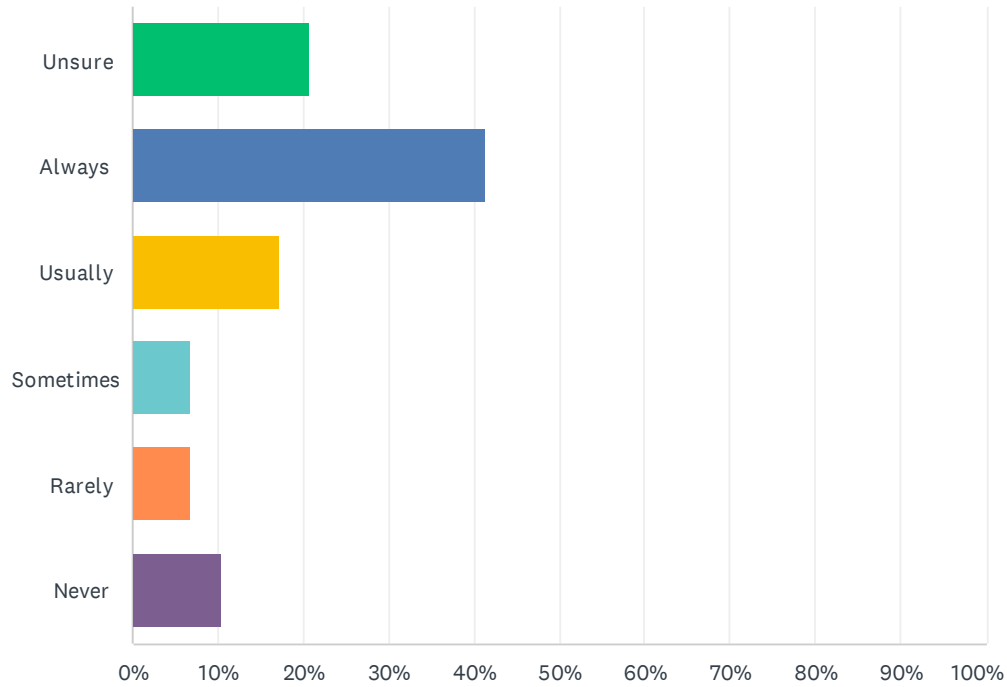
3.9★
average rating



	NOT AT ALL	(NO LABEL)	(NO LABEL)	(NO LABEL)	TO A GREAT EXTENT	TOTAL	WEIGHTED AVERAGE
☆	12.20% 5	2.44% 1	12.20% 5	26.83% 11	46.34% 19	41	3.93

Q16 To what extent did the officer sufficiently explain their actions and procedures?

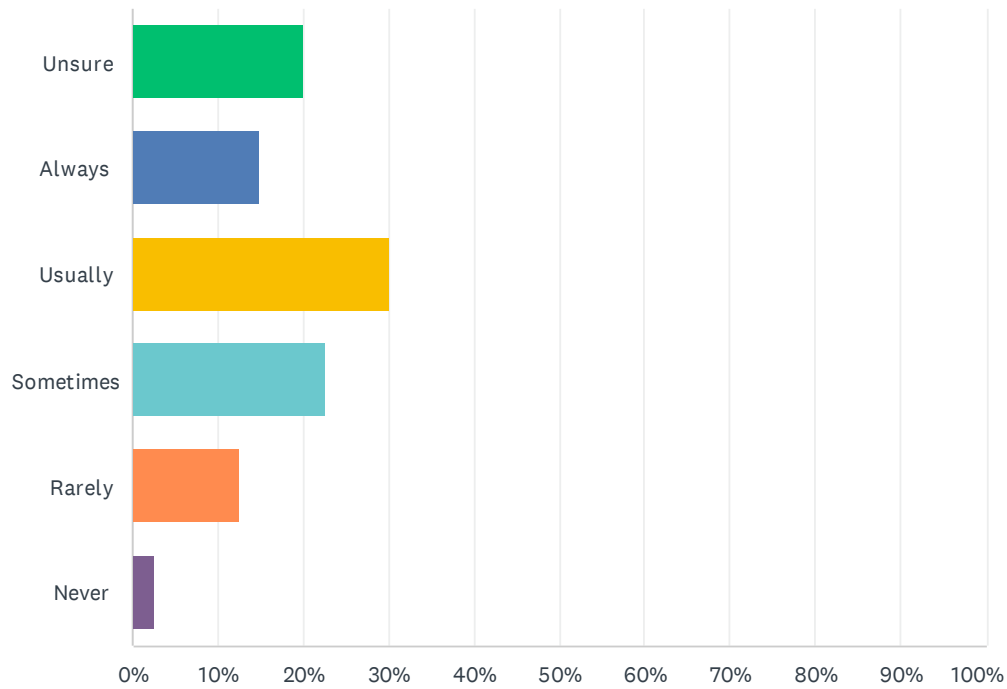
Answered: 29 Skipped: 15



ANSWER CHOICES	RESPONSES	
Unsure	20.69%	6
Always	41.38%	12
Usually	17.24%	5
Sometimes	6.90%	2
Rarely	6.90%	2
Never	10.34%	3
Total Respondents: 29		

Q17 Effective at proactively preventing crime?

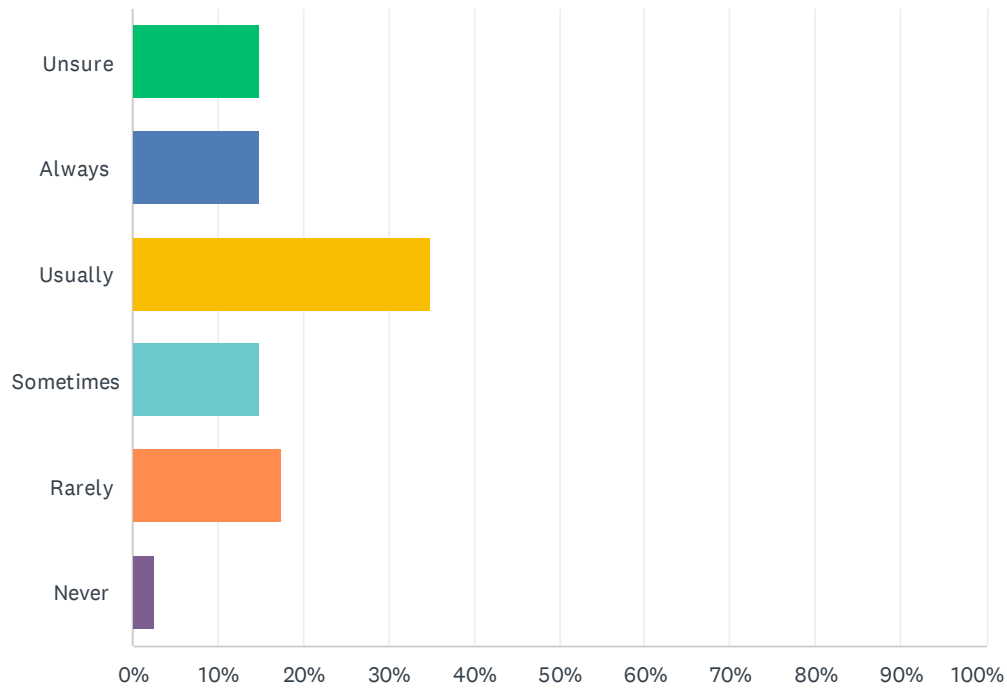
Answered: 40 Skipped: 4



ANSWER CHOICES	RESPONSES	
Unsure	20.00%	8
Always	15.00%	6
Usually	30.00%	12
Sometimes	22.50%	9
Rarely	12.50%	5
Never	2.50%	1
Total Respondents: 40		

Q18 Addressing the problems that really concern you?

Answered: 40 Skipped: 4



ANSWER CHOICES	RESPONSES	
Unsure	15.00%	6
Always	15.00%	6
Usually	35.00%	14
Sometimes	15.00%	6
Rarely	17.50%	7
Never	2.50%	1
Total Respondents: 40		

Q19 To what extent are you satisfied with the overall performance of your law enforcement agency?

Answered: 39 Skipped: 5

3.8★

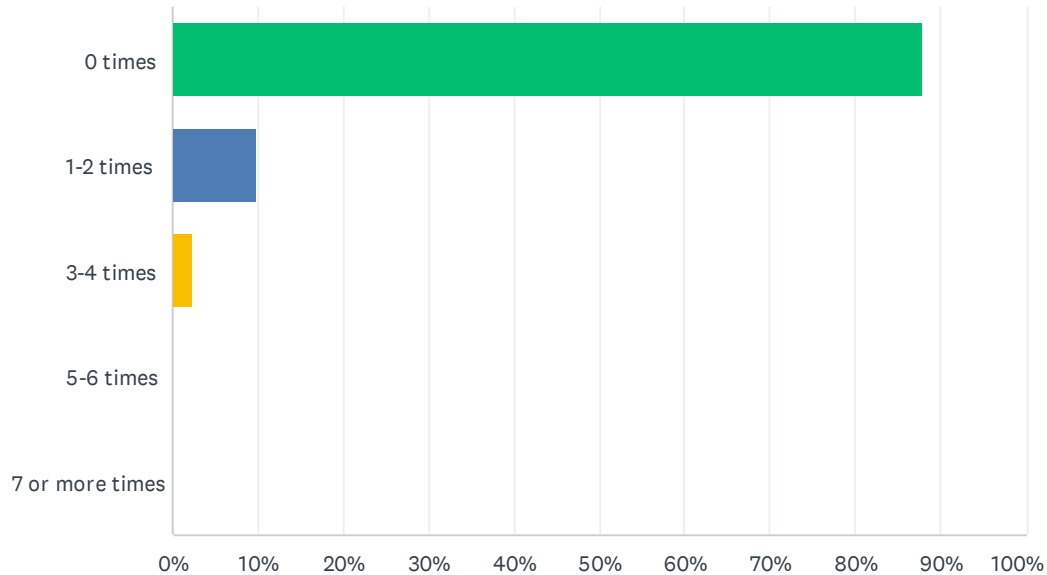
average rating



	NOT AT ALL	(NO LABEL)	(NO LABEL)	(NO LABEL)	TO A GREAT EXTENT	TOTAL	WEIGHTED AVERAGE
☆	7.69% 3	7.69% 3	17.95% 7	30.77% 12	35.90% 14	39	3.79

Q20 Have you had contact with your law enforcement agency for traffic issues (e.g. citation, warning, or vehicle crash)?

Answered: 41 Skipped: 3



ANSWER CHOICES	RESPONSES	
0 times	87.80%	36
1-2 times	9.76%	4
3-4 times	2.44%	1
5-6 times	0.00%	0
7 or more times	0.00%	0
Total Respondents: 41		

Q21 If you had contact for traffic issues, to what extent are you satisfied with your interaction(s) with your law enforcement agency for traffic issues?

Answered: 8 Skipped: 36

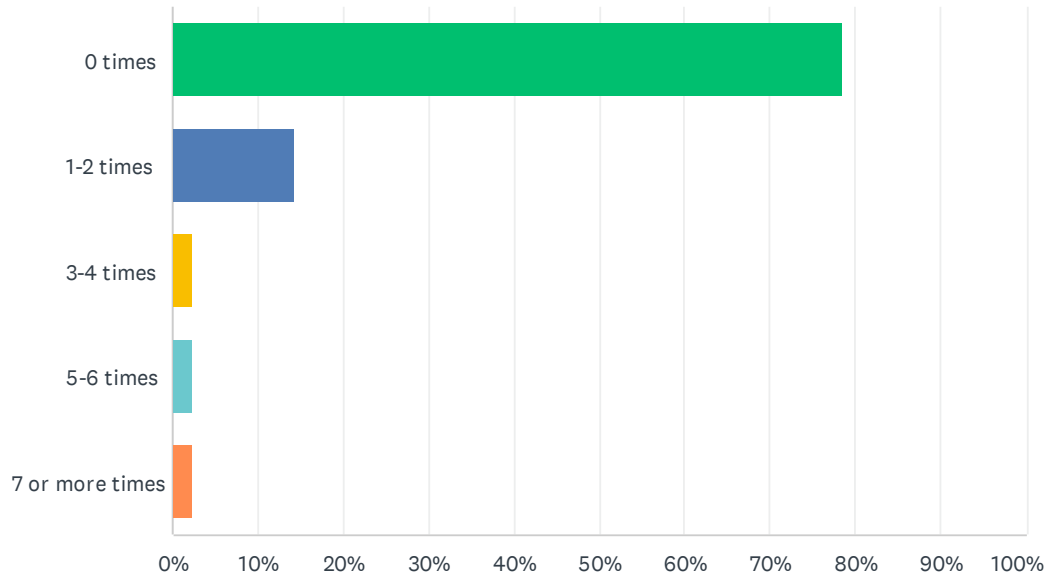
4.0★
average rating



	VERY DISSATISFIED	(NO LABEL)	(NO LABEL)	(NO LABEL)	VERY SATISFIED	TOTAL	WEIGHTED AVERAGE
☆	12.50% 1	0.00% 0	25.00% 2	0.00% 0	62.50% 5	8	4.00

Q22 Have you had contact with your law enforcement agency for 911 emergency calls?

Answered: 42 Skipped: 2



ANSWER CHOICES	RESPONSES	
0 times	78.57%	33
1-2 times	14.29%	6
3-4 times	2.38%	1
5-6 times	2.38%	1
7 or more times	2.38%	1
Total Respondents: 42		

Q23 If you had contact for 911 emergency calls, to what extent are you satisfied with your interaction(s) with your law enforcement agency for 911 emergency calls?

Answered: 12 Skipped: 32

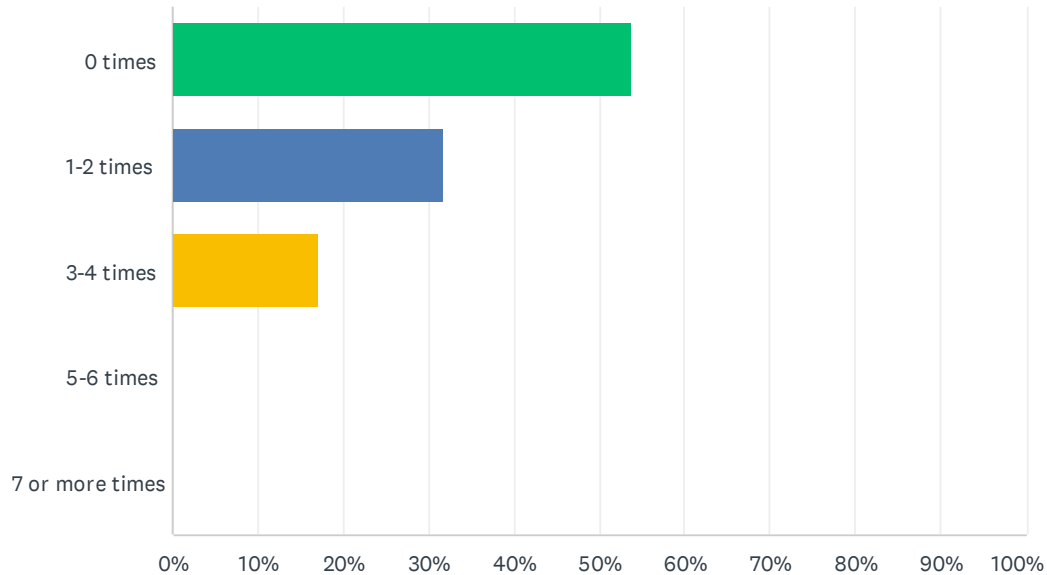
3.8★
average rating



	VERY DISSATISFIED	(NO LABEL)	(NO LABEL)	(NO LABEL)	VERY SATISFIED	TOTAL	WEIGHTED AVERAGE
☆	0.00% 0	8.33% 1	33.33% 4	25.00% 3	33.33% 4	12	3.83

Q24 Have you had contact with your law enforcement agency for non-emergency calls (e.g. to report a crime or suspicious activity)?

Answered: 41 Skipped: 3



ANSWER CHOICES	RESPONSES	
0 times	53.66%	22
1-2 times	31.71%	13
3-4 times	17.07%	7
5-6 times	0.00%	0
7 or more times	0.00%	0
Total Respondents: 41		

Q25 If you had contact for non-emergency calls, to what extent are you satisfied with your interaction(s) with your law enforcement agency for non-emergency calls?

Answered: 23 Skipped: 21

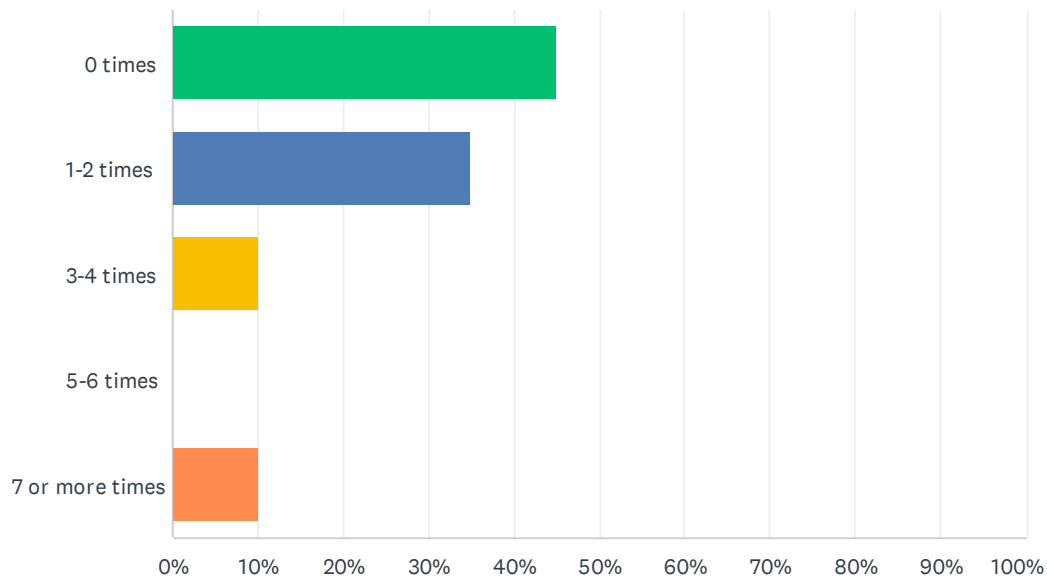
4.0★
average rating



	VERY DISSATISFIED	(NO LABEL)	(NO LABEL)	(NO LABEL)	VERY SATISFIED	TOTAL	WEIGHTED AVERAGE
☆	8.70% 2	8.70% 2	17.39% 4	8.70% 2	56.52% 13	23	3.96

Q26 Have you had contact with your law enforcement agency for other contacts or interactions (e.g. attend a community meeting or talk to an officer on patrol)?

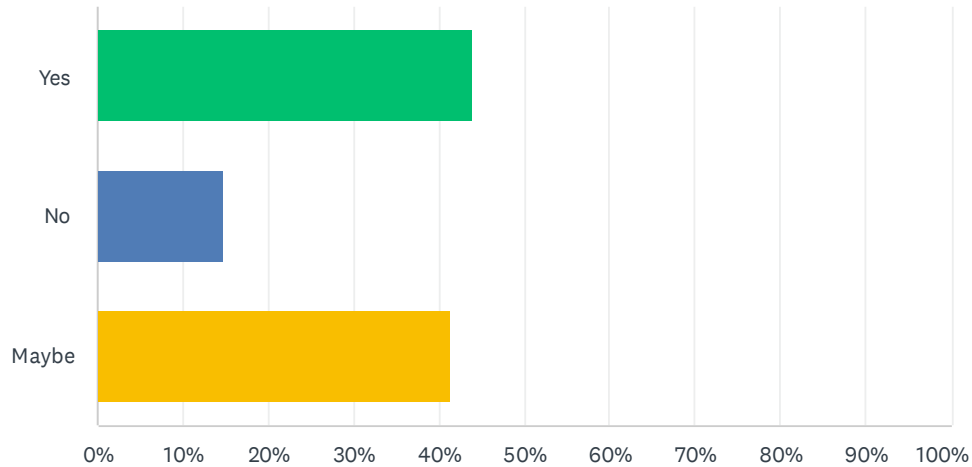
Answered: 40 Skipped: 4



ANSWER CHOICES	RESPONSES	
0 times	45.00%	18
1-2 times	35.00%	14
3-4 times	10.00%	4
5-6 times	0.00%	0
7 or more times	10.00%	4
Total Respondents: 40		

Q27 Would you be interested in attending educational opportunities hosted by the Sidney Police Department? (Informational meetings or trainings)

Answered: 41 Skipped: 3



ANSWER CHOICES	RESPONSES	
Yes	43.90%	18
No	14.63%	6
Maybe	41.46%	17
Total Respondents: 41		

Q28 If you had contact for other interactions, to what extent are you satisfied with your interaction(s) with your law enforcement agency for other contacts or interactions (e.g., attend a community meeting or talk to an officer on patrol)?

Answered: 25 Skipped: 19

3.9★

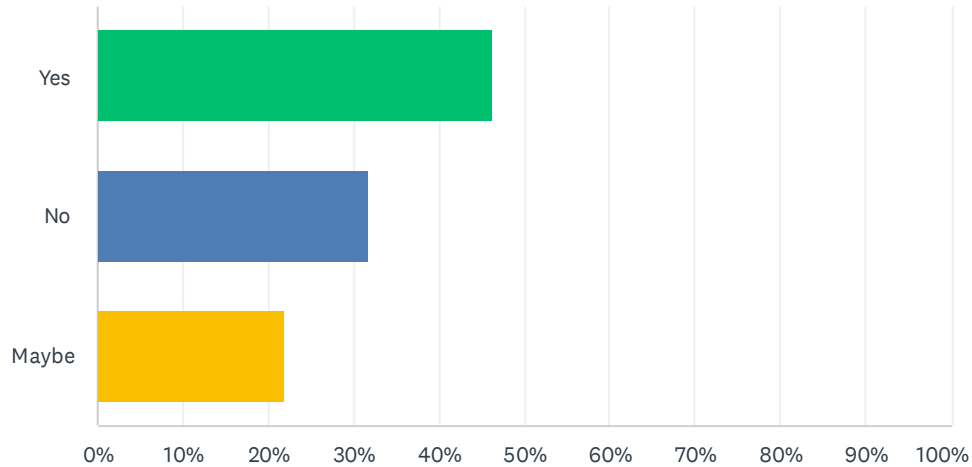
average rating



	VERY DISSATISFIED	(NO LABEL)	(NO LABEL)	(NO LABEL)	VERY SATISFIED	TOTAL	WEIGHTED AVERAGE
☆	4.00% 1	8.00% 2	28.00% 7	12.00% 3	48.00% 12	25	3.92

Q29 Would you be interested in a Ride Along program with the Sidney Police Department?

Answered: 41 Skipped: 3



ANSWER CHOICES	RESPONSES	
Yes	46.34%	19
No	31.71%	13
Maybe	21.95%	9
Total Respondents: 41		

Q30 What topics of interest would you like to attend? (i.e. Identity Fraud, Citizen's Police Academy, Ohio Liquor Laws, etc.)

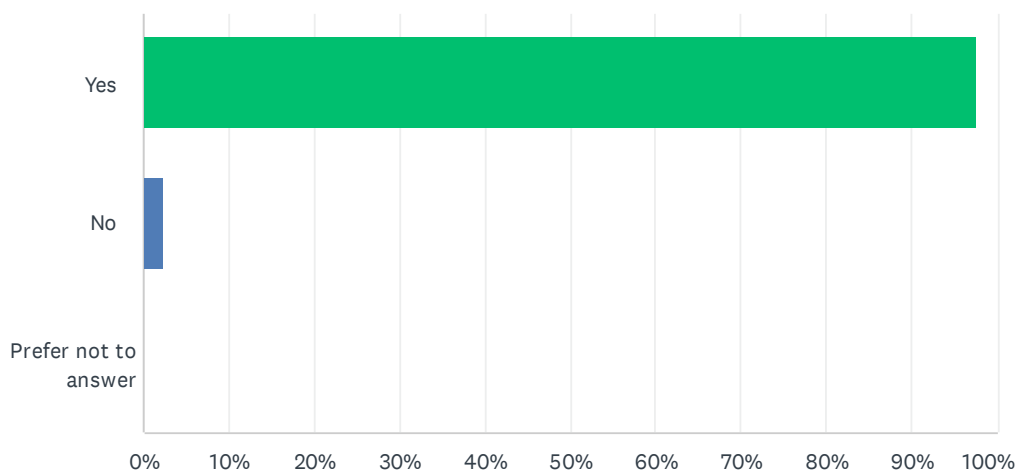
Answered: 15 Skipped: 29

Q31 How many years have you lived in your community?

Answered: 43 Skipped: 1

Q32 Are you a Sidney resident?

Answered: 43 Skipped: 1



ANSWER CHOICES	RESPONSES	
Yes	97.67%	42
No	2.33%	1
Prefer not to answer	0.00%	0
Total Respondents: 43		