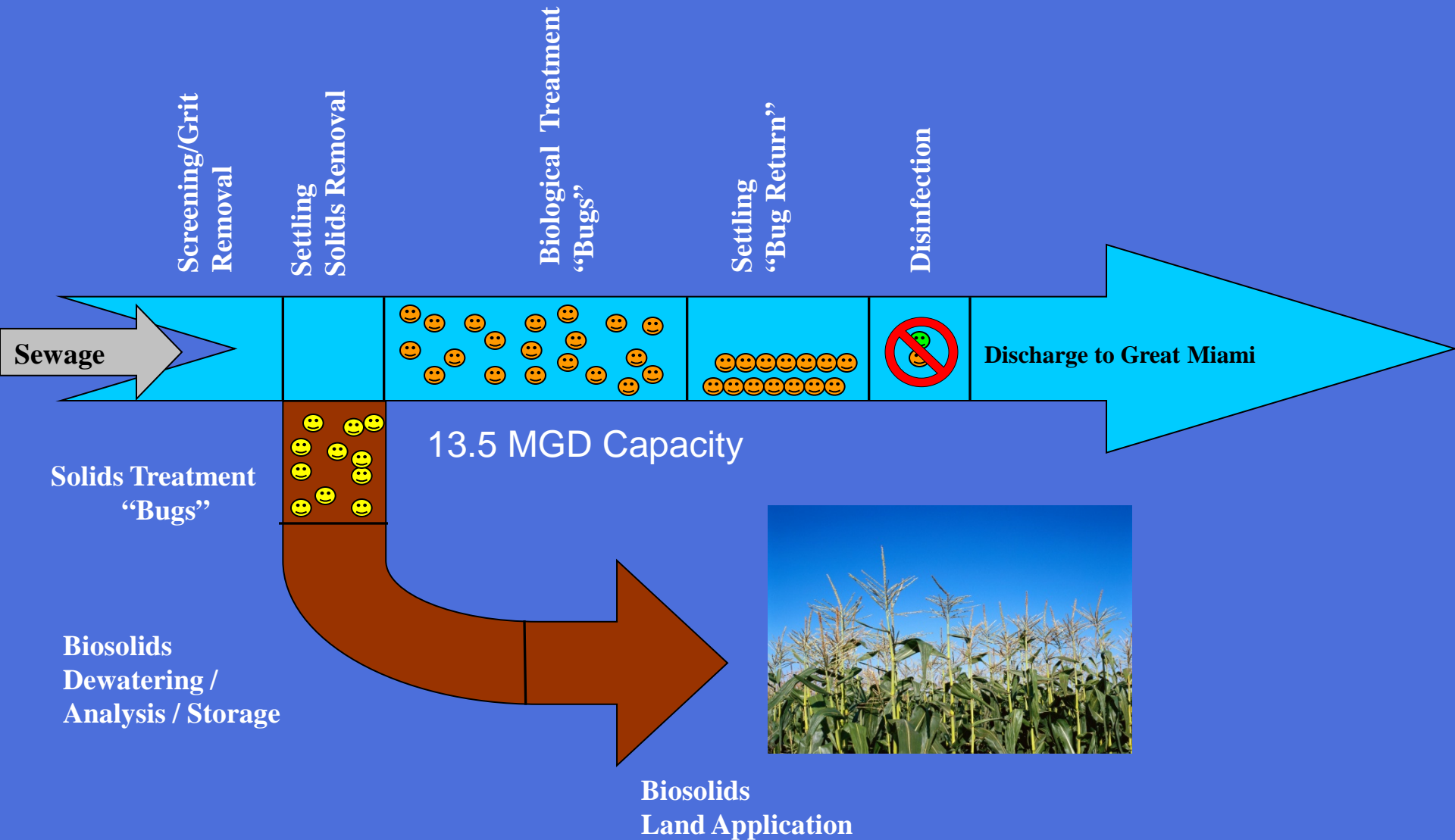




City of Sidney – WWTP

2020 Update

LIQUID TREATMENT
SOLIDS TREATMENT



2020 Data

- Average Daily Flow: 5.05 MGD currently at 72% capacity
- CBOD (soluble pollutants): 98.1% removal
- TSS (suspended solids): 96.5% removal
- NPDES Permit requires a minimum removal efficiency of 85%

Plant Violations

- 2015: 2 violations, one dissolved oxygen from a blending event, and the second a CBOD from improper cleaning of sampling equipment.
- 2016: 0 violations.
- 2017: 2 violations, one dissolved oxygen and one TSS loading.
- 2018: 1 violation for pH.
- 2019: 6 violations, two each D.O. and pH. Two due to suspected industrial discharge.

Blending Events

- 2015: 6 events, 86 hours
- 2016: 0 events
- 2017: 3 events, 33 hours
- 2018: 5 events, 72 hours
- 2019: 7 events, 79 hours

Industrial Pretreatment 2015-2019:

16 Significant Industrial Users

- Ag Trucking
- Ply Gem
- American Trim
- Cargill
- Scroll
- Freshway
- Honda
- Mechanical Galvanized Plating
- Edgewell
- Mama Rosa's
- Reliable Castings
- Ross Aluminum Castings
- Everyday Technologies (Adams Street)
- Everyday Technologies (Campbell Road)
- Shaffer Metal Fab
- Ross Castings & Innovation

Enforcement: Notice of Violations (NOV's Issued)

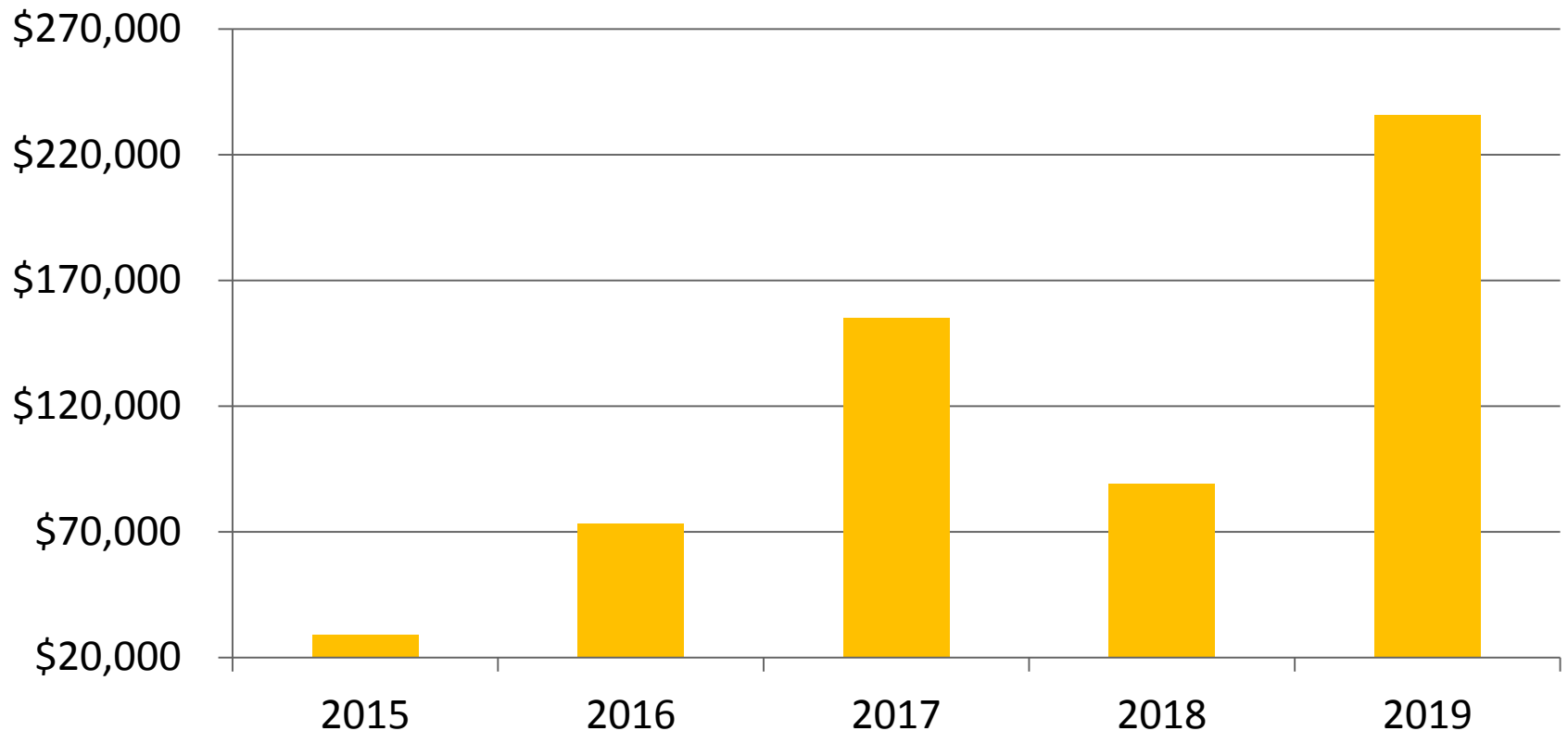
- 2015: 22
- 2016: 21
- 2017: 16
- 2018: 17
- 2019: 22
- We work diligently with all industrial user to achieve and maintain compliance.

Available Capacity

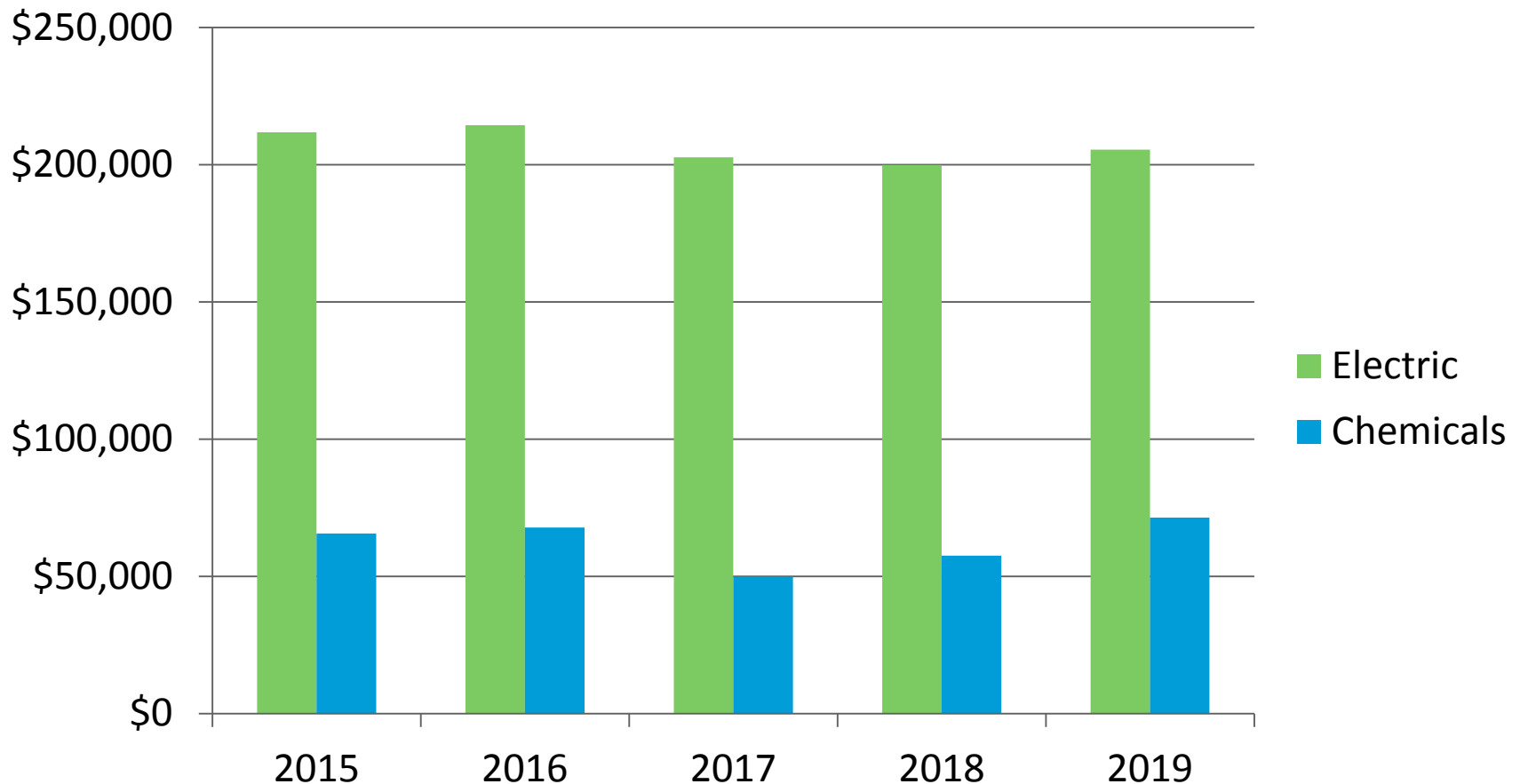
- Average daily flow (ADF) design: 7.0 MGD
 - 7 additional Freshway (US Foods) OR
 - 9 additional Cargill Inc.
 - OR
- Average daily chemical oxygen demand (COD) 30,300 lbs/day
 - 4 additional Freshway (US Foods) OR
 - 7 additional Cargill Inc.

Capital Projects

Capital Dollars



Major Operating Expenses



Summary

- Overall, the plant continues to operate efficiently and effectively.
- Our industrial base is the fourth largest in Southwest Ohio.

Questions?

