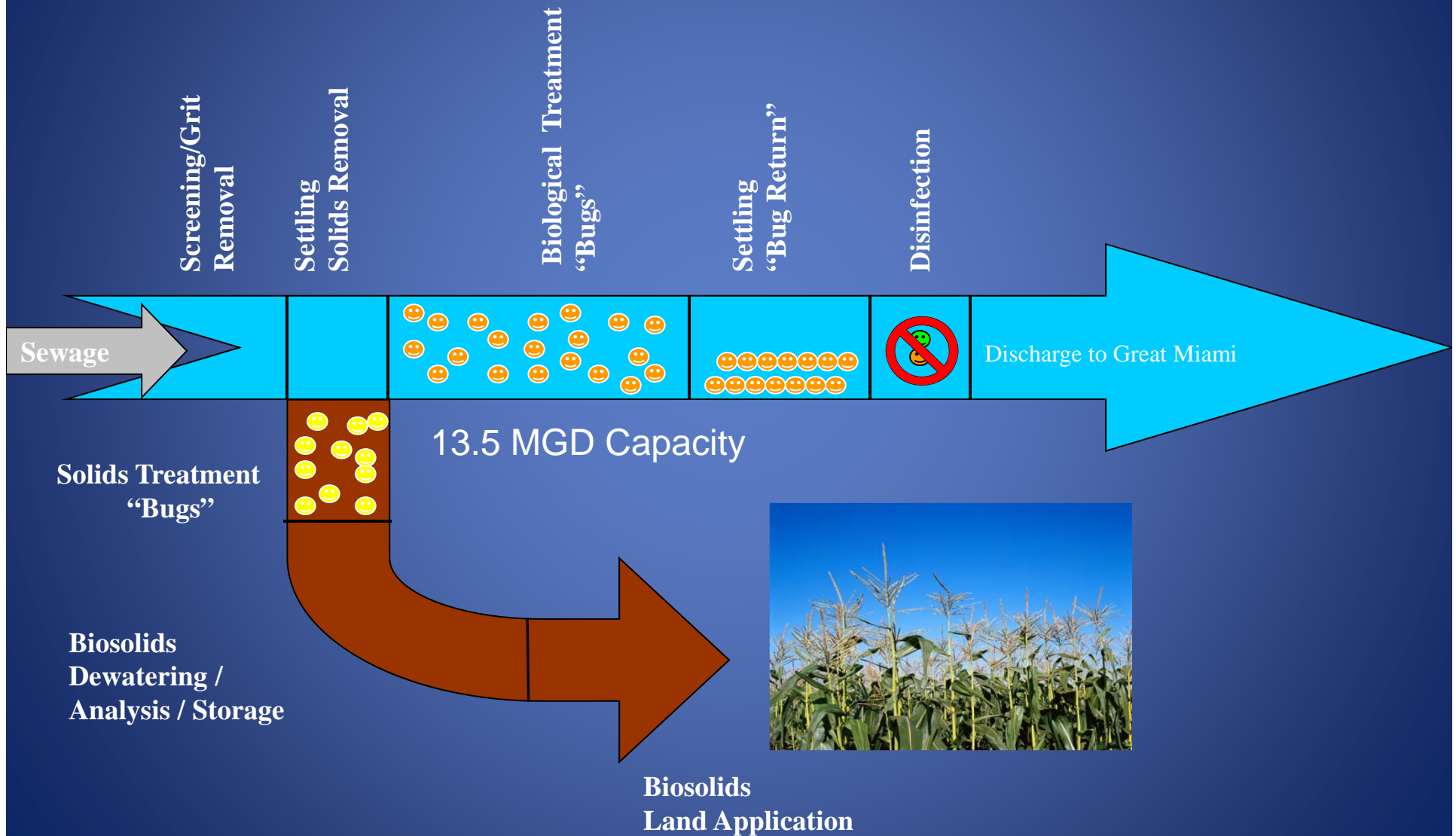




# City of Sidney – WWTP

2019 Update

**LIQUID TREATMENT**  
**SOLIDS TREATMENT**



# 2018 Data

- Average Daily Flow: 5.05 MGD currently at 72% capacity
- CBOD (soluble pollutants): 98.2% removal
- TSS (suspended solids): 96.2% removal
- NPDES Permit requires a minimum removal efficiency of 85%

# Plant Violations

- 2014: 3 violations Pass Through (foam). Two due to the release of fire suppressant foam, and one from a glycol based penetrant.
- 2015: 2 violations, one dissolved oxygen from a blending event, and the second a CBOD from improper cleaning of sampling equipment.
- 2016: 0 violations
- 2017: 0 violations
- 2018: 0 violations

# Blending Events

- 2014: 5 events, total of 50 hours
- 2015: 6 events, 86 hours
- 2016: 0 events
- 2017: 3 events, 33 hours
- 2018: 5 events, 72 hours



# Industrial Pretreatment

2014-2018: 15 Significant Industrial Users

- Ag Trucking
- Ply Gem
- American Trim
- Cargill
- Scroll
- Freshway
- Honda
- Mechanical Galvanized Plating
- Mama Rosa's
- Reliable Castings
- Ross Aluminum Castings
- Everyday Technologies (Adams Street)
- Everyday Technologies (Campbell Road)
- Shaffer Metal Fab
- Ross Castings & Innovation

# Enforcement: Notice of Violations (NOV's Issued)

- 2014: 17
- 2015: 22
- 2016: 21
- 2017: 16
- 2018: 16
- We work diligently with all industrial user to achieve and maintain compliance.

# Available Capacity

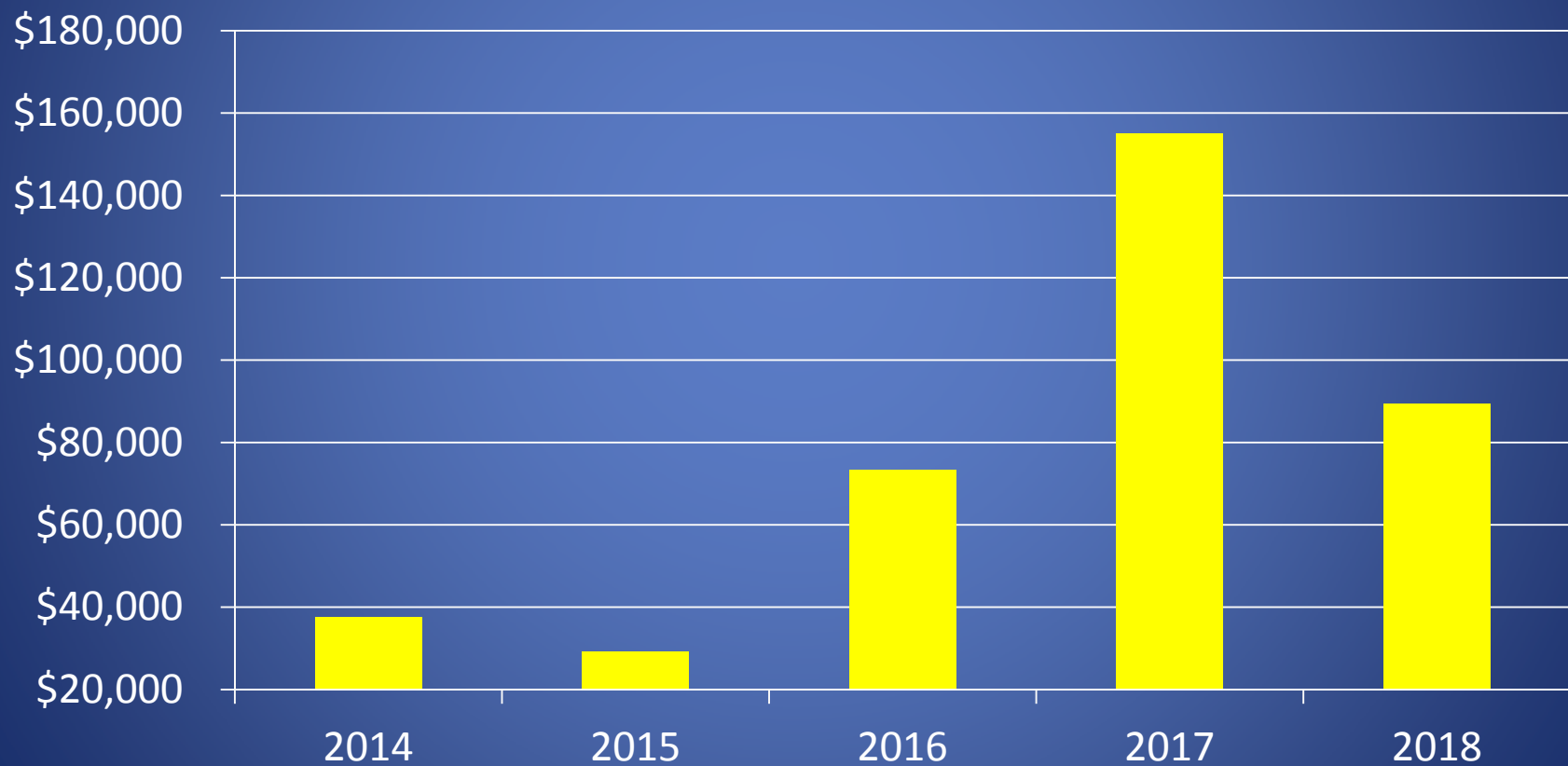
- Average daily flow (ADF) design: 7.0 MGD
  - 7 additional Freshway (US Foods) OR
  - 9 additional Cargill Inc.

» OR
- Average daily chemical oxygen demand (COD)  
30,300 lbs/day
  - 4 additional Freshway (US Foods) OR
  - 7 additional Cargill Inc.

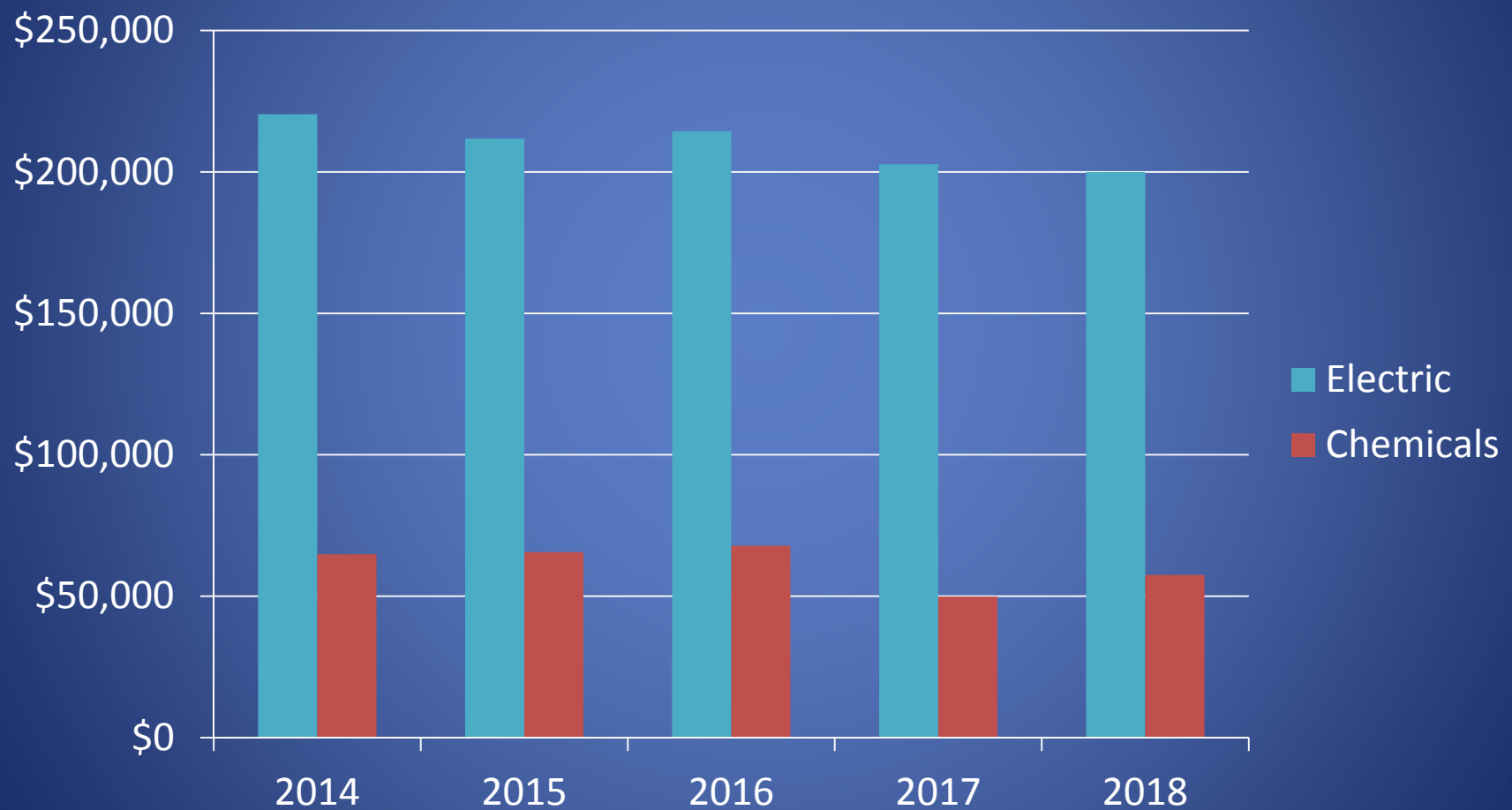


# Capital Projects

## Capital Dollars



# Major Operating Expenses



# Summary

- Overall, the plant continues to operate efficiently and effectively.
- Our industrial base is the fourth largest in Southwest Ohio.

# Questions?

