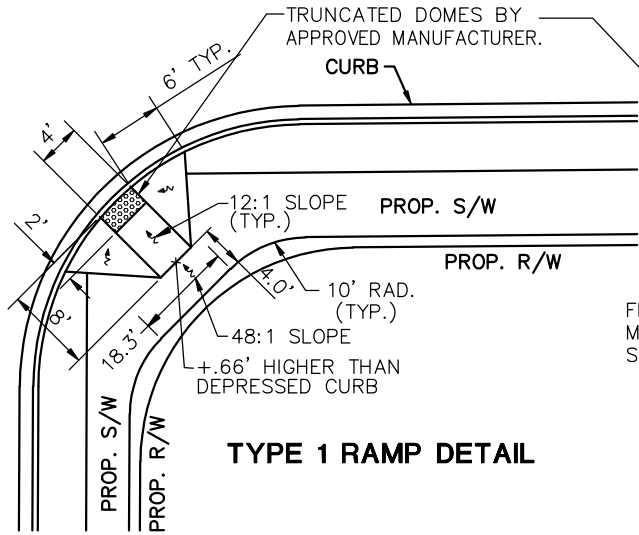
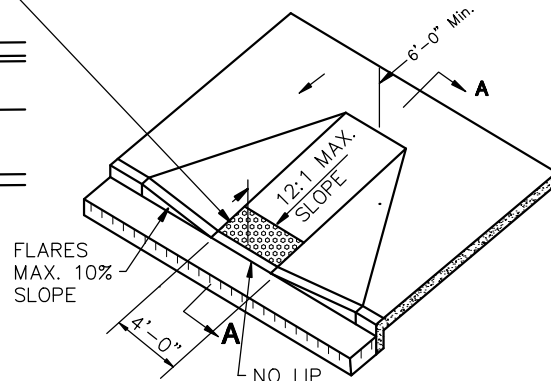


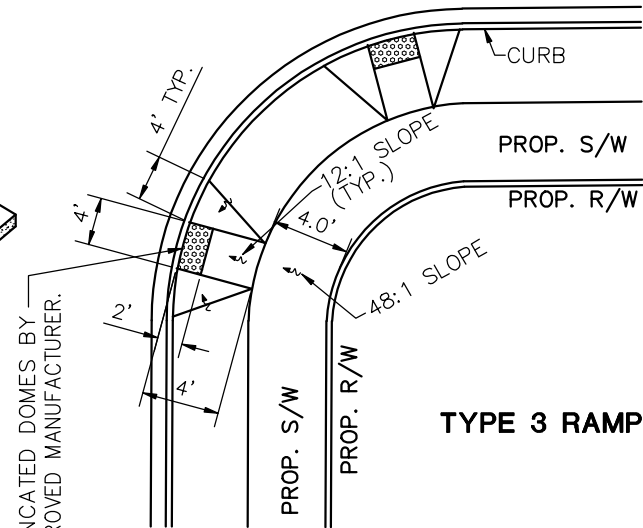
SECTION A-A



TYPE 1 RAMP DETAIL



TYPE 2 RAMP DETAIL



TYPE 3 RAMP DETAIL

NOTES

- A.** CITY TO SPECIFY TYPE 1, 2, OR 3 CURB RAMP.
- B.** ANY COMBINATION OF SIDE SLOPES ON OPPOSITE SIDES OF A RAMP MAY BE USED TO BEST FIT THE SITE CONDITIONS.
- C.** THE MINIMUM RAMP LENGTH IS 6' FROM BACK OF A 6" CURB AND MAY BE INCREASED WHERE FEASIBLE TO OBTAIN A FLATTER RAMP SLOPE OR TO BETTER BLEND WITH THE WALK CONFIGURATION.
- D.** WALK THICKNESS IN THE RAMP SLOPES SHALL BE 4" MINIMUM OR THICKER AS NECESSARY TO MATCH ADJACENT WALK THICKNESS.
- E.** CURB RAMPS SHALL MEET AND BE FINISHED TO AMERICANS WITH DISABILITIES ACT (A.D.A.) STANDARDS.
- F.** TEXTURE OF CONCRETE SURFACE SHALL BE OBTAINED BY COURSE BROOMING TRAVERSE TO THE RAMP SLOPES AND SHALL BE ROUGHER THAN ADJACENT WALK.
- G.** CURB RAMPS SHALL MEET THE REQUIREMENTS OF ODOT ITEM 608 UNLESS OTHERWISE SPECIFIED WITHIN.
- H.** CONCRETE SHALL BE ODOT CLASS C (4000 PSI, 600 LB/CY CEMENT). PROPORTIONING OPTIONS 1, 2, AND 3 NOT ALLOWED.
- I.** CONCRETE SHALL CONTAIN 6% ± 1% OF TOTAL AIR.
- J.** FOR RECONSTRUCTION JOBS, THE CURB RAMPS WILL HAVE TO BE ADDRESSED BASED ON THE EXISTING CONDITIONS.

- K.** TRUNCATED DOME SPECIFICATIONS:
INSTALL DETECTABLE WARNINGS (TRUNCATED DOMES) FOR A DISTANCE OF 24" FROM THE BACK OF CURB FOR THE ENTIRE WIDTH OF THE RAMP OPENING WHERE IT IS FLUSH WITH THE PAVEMENT.
-ACCEPTABLE MANUFACTURER AND PRODUCT IS: EAST JORDAN IRON WORKS #7005 OR EQUIVALENT, UNLESS APPROVED BY THE ENGINEER IN WRITING. COLOR SHALL BE CLEAR RED (RUSTIC) #30.



**CITY OF
SIDNEY**

CURB RAMPS

REVISIONS: 08-23-04 06-25-07 10-12-09	DATE APPROVED: FEB. 2002 PAGE No. 300-9
--	---